

# Modelling Software-based Systems: Lectures Notes for MsC Students

Dominique MÉRY

September 17, 2024



# Contents

<b>The Modelling Language Event-B</b> . . . . .	<b>5</b>
The Modelling Language Event-B	
0.1. Introduction . . . . .	5
0.2. Modelling Reactive Systems . . . . .	5
0.3. Contexts and Machines in Event-B . . . . .	15
0.3.1. Modelling sets, constants, axioms and theorems in a context D . . . . .	15
0.3.2. Modelling states and events in an abstract machine AM . . . . .	18
0.3.2.1. The structure of abstract machine . . . . .	18
0.3.2.2. Proof obligation th/TH . . . . .	20
0.3.2.3. Proof obligation INITIALISATION/inv/INV . . . . .	21
0.3.2.4. Proof obligations $e/I/INV$ et $e/I/FIS$ . . . . .	22
0.3.2.5. Proof obligations $e/act/WD$ et INITIALISATION/act/WD . . . . .	23
0.4. Refinement of Event-B machines . . . . .	26
0.4.1. Elements on the refinement . . . . .	26
0.4.2. Refinement machines in Event-B . . . . .	29
0.4.2.1. The structure of refinement machine . . . . .	29
0.4.3. Proof obligations for refinement . . . . .	31
0.4.3.1. Proof obligations for INITIALISATION . . . . .	31
0.4.3.2. Proof obligations for refinement $e/I/INV$ et $e/I/FIS$ . . . . .	33
0.4.3.3. Additional proof obligations . . . . .	35
0.4.3.4. Fusion of events . . . . .	35
0.5. Summary . . . . .	38
0.5.1. Playing with Event-B . . . . .	38
0.5.1.1. Rule 1 . . . . .	40
0.5.1.2. Rule 2 . . . . .	42
0.5.2. Concluding Comments . . . . .	44
0.6. Bibliography . . . . .	45



# The Modelling Language Event-B

Dominique MÉRY<sup>1</sup>

<sup>1</sup> LORIA, Telecom Nancy & Université de Lorraine

## 0.1. Introduction

The Event-B (Abrial 2010 ; Cansell and Méry 2007) method is based on a modelling language used to describe state-based models and safety properties of those state-based models. The originality of Event-B lies in its ability to enable incremental and proof-based modelling of *reactive systems*. The Event-B language contains both set notations and a first-order predicate calculus; it offers the possibility of defining models of reactive systems called machines and contexts and includes the refinement relationship that allows us to follow an incremental development methodology. An Event-B machine is used to describe reactive systems, i.e. systems that react to their environment and its stimuli. An important property of such machines is that they maintain an (inductive) invariant describing the set of reachable states of the current system. The Event-B language has been designed from the classical B (Abrial 1996a) language and proposes a general framework for developing reactive systems, using a progressive approach to model design by refinement. Refinement (Back 1979 ; Dijkstra 1976 ; Back and von Wright 1998 ; Back and Kurki-Suonio 1989) is a relation linking two machines (or models), expressing an enrichment of one model by another; the refinement of an abstract model by a concrete model means that the concrete model simulates the abstract model and that all invariance properties (inductive or not) of the abstract model are preserved in the concrete model. Event-B aims to express system models by an inductive invariant and by invariant properties, also called as safety properties. In the course of the presentation of this language, we will see that that liveness properties of the type  $\rightsquigarrow$  *leads to* can also be implicitly integrated via the verification conditions for each  $\rightsquigarrow$  property to be verified. We will also make a comparison with other state-based languages such as UNITY (Chandy and Misra 1988) or TLA<sup>+</sup> (Lamport 2002a, 1994). We will look at the induction principles used in the Event-B method and then describe the elements that make up the syntax and the verification conditions called proof obligations.

## 0.2. Modelling Reactive Systems

Here are some basic elements for modelling what we will call a reactive system or simply a system. Modelling a system is done using well-known recipes, which we will recall first.

---

**Definition 1** (transition system)

A transition system  $\mathcal{ST}$  is given by a set of states  $\Sigma$ , a set of initial states  $Init$  and a binary relation  $\mathcal{R}$  on  $\Sigma$ .

---

The set of terminal states  $Term$  defines specific states, identifying particular states associated with a termination state; this set can be empty, in which case the transition system does not terminate; this aspect can be used to model operating system programs that do not and should not terminate. We use the term *system* rather than program because we can describe more general entities than programs. in the computer sense, but also because this

formalism can be used for interactive, concurrent, distributed or hybrid applications<sup>1</sup>. Our definition is general, but we will apply it first to discrete systems. The idea is to observe transformations on the states of the system. Before modelling a system by a transition system, we must observe what constitutes the state of the system and induce transformations that operate on that state. A transformation is caused by an event that updates a temperature from a sensor, or a computer updating a computer variable, or an actuator sending a signal to a controlled entity. An observation of a system  $S$  is based on the following points:

- a state  $s \in \Sigma$  allows you to observe elements and reports on these elements, such as the number of people in the meeting room or the capacity of the room:  $s(np)$  and  $s(cap)$  are two positive integers.
- a relationship between two states  $s$  and  $s'$  observes a transformation of the state  $s$  into a state  $s'$  and we will note  $s \xrightarrow{R} s'$  which expresses the observation of a relationship  $R$ :  $R = s(np) \in 0..s(cap) - 1 \wedge s'(np) = s(np) + 1 \wedge s'(cap) = s(cap)$  is an expression of  $R$  observing that one more person has entered the room.
- a trace  $s_0 \xrightarrow{R_0} s_1 \xrightarrow{R_1} s_2 \xrightarrow{R_2} s_3 \xrightarrow{R} \dots \xrightarrow{R_{i-1}} s_i \xrightarrow{R_i} \dots$  is a trace generated by the different observations  $R_0, \dots, R_p, \dots$ .

We insist that we observe changes of state that correspond either to physical or biological phenomena or to artefactual structures such as a program, a service or a platform. An observation generally leads to the identification of a few possible transformations of the observed state, and the closed-model hypothesis follows naturally. One consequence is that there are visible transformations and invisible transformations. These invisible transformations of the state are expressed by an identity relation called event skip (or stuttering (Lamport 1994) or time-stretching (Abrial 1996b)). Event-B modelling produces a closed model with a skip event modelling what is not visible in the observed state.

To express properties, a language of assertions  $\mathcal{L}$  (or a language of formulae) is important. To simplify, we can take the assertion language  $\mathcal{P}(\Sigma)$  (the set of parts of  $\Sigma$ ) and  $\varphi(s)$  (or  $s \in \hat{\varphi}$ ) means that  $\varphi$  is true in  $s$ . The assertion language can be used to express state properties, but the assertion language in question may not be sufficiently expressive. In the context of program correctness, we will assume that assertion languages are sufficiently complete (in Cook's sense), which means that the (state) properties required for completeness can be expressed in the language in question. Properties of a system  $S$  which interest us are the state properties expressing that *nothing bad can happen*. In other words, we wish to express state properties such as *the number of people in the meeting room is always smaller than the maximum allowed by law* or *the computer variable storing the number of wheel revolutions is sufficient and no overflow will happen*. A. van Gasteren and G. Tel (van Gasteren and Tel 1990) make a very important comment in the definition of what is *always true* and what is *invariant* and we choose to refer to state properties that are always true as safety properties. Safety properties are, for example, the partial correctness (PC) of an algorithm  $A$  with respect to its pre/post specifications (PC), the absence of errors at runtime (RTE) ... Properties are expressed in the language  $\mathcal{L}$  whose elements are combined by logical connectors or by instantiations of variable values in the computer sense called flexible (Lamport 1994). We assume that a system  $S$  is modelled by a set of states  $\Sigma$ , and that  $\Sigma \stackrel{def}{=} \text{Var} \rightarrow D$  where  $\text{Var}$  is the variable (or list of variables) of the system  $S$  and  $D$  is the domain of possible values of variables. The assertion language  $\mathcal{L}$  can be used to define first-order predicate calculus formulas using set-theoretic operations ( $\in, \subseteq, \cup, \dots$ ) and operators ( $\wedge, \vee, \dots$ ). The interpretation of a formula  $P$  in a state  $s \in \Sigma$  is denoted  $\llbracket P \rrbracket(s)$  or sometimes  $s \in (\hat{P})$ . This hypothesis makes it possible to transfer from an assertion to the set of states validating this assertion. The definition of the validity of an assertion of  $\mathcal{L}$  can be given in an inductive form of  $\llbracket P \rrbracket(s)$ . The aim is not to give a complete definition but to give an idea of the interpretation of formulae, in order to expose elements specific to the Event-B language. A distinction is made between flexible variable symbols  $x$  and logical variable symbols  $v$ , and constant symbols  $c$  are used.

#### Example - 1 (interpretation of formulae)

- 1)  $\llbracket x \rrbracket(s) = s(x) = x$ :  $x$  is the value of the variable  $x$  in  $s$ .
- 2)  $\llbracket x \rrbracket(s') = s'(x) = x'$ :  $x'$  is the value of the variable  $x$  in  $s'$ .
- 3)  $\llbracket c \rrbracket(s)$  is the value of  $c$  in  $s$ , in other words the value of the constant  $c$  in  $s$ .

1. We will see that so-called hybrid systems require special treatment in terms of mathematical properties involving discrete and continuous domains, in particular Hilbert spaces. These elements will be the subject of two dedicated chapters in the second book in this series, which will complete the presentation of event modelling.

4)  $\llbracket \varphi(x) \wedge \psi(x) \rrbracket(s) = \llbracket \varphi(x) \rrbracket(s)$  et  $\llbracket \psi(x) \rrbracket(s)$  where *and* is the classical interpretation of symbol  $\wedge$  according to the truth table.

5)  $\llbracket x = 6 \wedge y = x + 8 \rrbracket(s) \stackrel{def}{=} \llbracket x \rrbracket(s) = \llbracket 6 \rrbracket(s)$  **and**  $\llbracket y \rrbracket(s) = \llbracket x \rrbracket(s) + \llbracket 8 \rrbracket(s) = (x = 6 \text{ and } y = x + 8)$  where  $y$  is a logical variable distinct of  $x$  and where  $\llbracket x \rrbracket(s) = s(x) = x$ .

We use notations which simplify the reference to states; thus,  $\llbracket x \rrbracket(s)$  is the value of  $x$  in  $s$  and its value will be distinguished by the font used:  $x$  is the  $\mathsf{tt}$  font of L<sup>A</sup>T<sub>E</sub>X and  $x$  is the math font of L<sup>A</sup>T<sub>E</sub>X. In this way, we can use the name of the variable  $x$  as its current value, i.e.  $x$  and  $\llbracket x \rrbracket(s')$  is the value of  $x$  in  $s'$  and will be noted  $x'$ . So  $\llbracket x = 6 \rrbracket(s) \wedge \llbracket y = x + 8 \rrbracket(s')$  will be simplified to  $x = 6 \wedge y' = x' + 8$ . The consequence is that we can write the transition relation as a relation linking the state of the variables in  $s$  and the state of the variables in  $s'$  using the prime notation as defined by L. Lamport for TLA (Lamport 1994). We distinguish several types of variable depending on whether we are talking about the computer variable, its value or whether we are defining constants such as  $np$ , the number of processes, or  $\pi$ , which designates the constant  $\pi$ . In the Event-B approach, a current observation refers to a current state for both enduring and perdurant information data in the sense of the Dines Bjørner (Bjørner 2021) approach.

#### Definition 2 (flexible variable )

A flexible variable  $x$  is a name related to a perdurant information according to a state of the (current observed) system:

- $x$  is the current value of  $x$  in other words the value at the observation time of  $x$ .
- $x'$  is the next value of  $x$  in other words the value at the next observation time of  $x$ .
- $x_0$  is the initial value of  $x$  in other words the value at the initial observation time of  $x$ .

A logical variable  $x$  is a name related to an enduring entity designated by this name.

For a given system  $S$ , we will denote  $\mathcal{V}(S)$  ( resp.  $\mathcal{Var}(S)$ ) the set of logical (flexible) variables of the system  $S$ . The flexible variables are names used in writing the models and this set is used to distinguish these variables from other variables. When observing a system  $S$ , we wish to express relations between the flexible variables of this system and we will note such an expression in the form of an assertion of the form  $P(x)$  where  $x$  is the current value of the flexible variable  $x$  (or a list of flexible variables). The set  $\mathcal{Var}(S)$  is put into the form  $x$  i.e.  $x \in 1..n \rightarrow \mathcal{Var}(S)$  where  $n$  is the number of flexible variables in the system  $S$ . We can write  $x = x_1 \dots x_n$ . We have defined the flexible variables which allow us to link the values of the D domain of the system we are observing. Observing a system  $S$  means determining the observed values of the D domain. Moreover, if a flexible variable  $x$  is used for modelling a system  $S$ , we can use notations as  $x$ ,  $x'$  or  $x_0$ . We assume that we can simplify our process by using the expression  $x$  to designate the flexible variable  $x$ , since we have defined the two sets of variables namely logical and flexible.

#### Definition 3 (state property of a system)

Let be a system  $S$  whose flexible variables  $x$  are the elements of  $\mathcal{Var}(S)$ . A property  $P(x)$  of  $S$  is a logical expression involving ,freely the flexible variables  $x$  and whose interpretation is the set of values of the domain of  $x$ :  $P(x)$  is true in  $x$ , if the value  $x$  satisfies  $P(x)$ .

For each property  $P(x)$ , we can associate a subset of D denoted  $\hat{P}$  and, in this case,  $P(x)$  is true in  $x$ . is equivalent to  $x \in \hat{P}$ .

Examples of property are listed as follow:

–  $P_1(x) \stackrel{def}{=} x \in 18..22$ :  $x$  is a value between 18 and 22 and  $\hat{P}_1 = \{18, 19, 20, 21, 22\}$ .  
 –  $P_2(p) \stackrel{def}{=} p \subset PEOPLE \wedge card(p) \leq n$ :  $p$  is a set of persons and that set has at most  $n$  elements and  $\hat{P}_2 = \{p_1 \dots p_n\}$ . In this example, we use a logical variable  $n$  and a name for a constant  $PEOPLE$ .

In our last example, we used  $PEOPLE$  which represents a set of people and which we will therefore use to write our expressions. Note the list of symbols  $s_1, s_2, \dots, s_p$  corresponding to the symbols of the sets that make up the domain  $D$ .

---

**Definition 4** (basic set of a system  $S$ )

The list of symbols  $s_1, s_2, \dots, s_p$  corresponds to the list of basic set symbols in the  $D$  domain of  $S$  and  $s_1 \cup \dots \cup s_p \subseteq D$ .

---

Finally, to model a system  $S$ , you need symbols for constants and correspond to endurant information data.

---

**Definition 5** (constants of system  $S$ )

The list of symbols  $c_1, c_2, \dots, c_q$  corresponds to the list of symbols for the constants of  $S$ .

---

In fact, we are not using the classical partition of logic languages, which separates constants symbols on one side from function symbols on the other. We will give a few examples to get the idea across.

---

**Example - 2** (Examples of constant and set)

–  $fred$  is a constant and is linked to the set  $PEOPLE$  using the expression  $fred \in PEOPLE$  which means that  $fred$  is a person from  $PEOPLE$ .  
 –  $aut$  is a constant which is used to express the table of authorisations associated with the use of vehicles. the expression  $aut \subseteq PEOPLE \times CARS$  where  $CARS$  denotes a set of cars.

---

The constants of  $S$  cover the basic constants and the functions of  $S$ . Each constant  $c$  of  $S$  must be defined by a list of expressions called axioms. The list of basic sets (resp. constants) is denoted  $s$  (resp.  $c$ ).

---

**Definition 6** (axiom of system  $S$ )

An axiom  $ax(s, c)$  of  $S$  is a logical expression describing a constant or constants of  $S$  and can be defined as an expression depending on symbols of constants expressing a set-theoretical expression using symbols of sets and symbols of constants already defined.

---

We give a few examples of axioms that can be defined:

---

**Example - 3** (Examples of axiom)

–  $ax1(fred \in PEOPLE)$ :  $fred$  is a person from the set  $PEOPLE$   
 –  $ax2(suc \in \mathbb{N} \rightarrow \mathbb{N} \wedge (!i. i \in \mathbb{N} \Rightarrow suc(i) = i + 1))$ : The function  $suc$  is the total function which associates any natural  $i$  with its successor. successor



–  $ax3(\forall A. A \subseteq \mathbb{N} \wedge 0 \in \mathbb{N} \wedge suc[A] \subseteq A \Rightarrow \mathbb{N} \rightarrow \subseteq A)$ : This axiom states the induction property for natural numbers. It is an instantiation of the fixed-point theorem.

–  $ax4(\forall x. x = 2 \Rightarrow x + 2 = 1)$ : This axiom poses an obvious problem of consistency and care should be taken not to use this kind of statement as axiom.

We have numbered axioms and we will use this numbering to define axioms of the system  $S$ . One assumption is that axioms are consistent but it should be checked by the user. For any system, we will use a list of axioms to describe constants of  $S$ .

---

**Definition 7** (axiomatics for  $S$ )

The list of axioms of  $S$  is called the axiomatics of  $S$  and is denoted  $AX(S, s, c)$  where  $s$  denotes the basic sets and  $c$  denotes the constants of  $S$ .

---



---

**Advice** (Consistency of the axiomatisation of  $S$ )

Checking the consistency of  $AX(S, s, c)$  is an important part of modelling a system. It is quite easy to introduce inconsistency and tools such as Rodin provide the ProB technique based on the discovery of a model in the logical sense. However, this technique has its limits and you need to be very careful.

---

We have defined an axiomatic system  $AX(S, s, c)$  for the system  $S$  and we will now derive some properties from this system. These properties will be proved from this axiomatic system and will be the theorems for  $S$ .

---

**Definition 8** (theorem for  $S$ )

A property  $P(s, c)$  is a theorem for  $S$ , if  $AX(S, s, c) \vdash P(s, c)$  is a valid sequent.

Theorems for  $S$  are denoted by  $TH(S, s, c)$ .

---

We have shown how definitions of basis sets, constants, axioms and theorems are organised. The flexible variables have an essential quality, since they allow us to account for the state of the system under observation.

Let  $s, s'$  be two states of  $S$  ( $s, s' \in \mathcal{Var}(S) \rightarrow D$ ).  $s \xrightarrow{R} s'$  will be written as a relation  $R(x, x')$  where  $x$  and  $x'$  designate values of  $\mathbf{x}$  before and after the observation of  $R$ . We define what is an observed event on the *flexible variables* of the observed system  $S$ .

---

**Definition 9** (event)

Let  $\mathcal{Var}(S)$  be the set of flexible variables of  $S$ . Let  $s$  be the basis sets and  $c$  the constants of  $S$ . An event  $e$  for  $S$  is a relational expression of the form  $R(s, c, x, x')$  denoted  $BA(e)(s, c, x, x')$ .

---

This definition is borrowed directly from TLA (Lamport 1994) and simplifies the presentation of our preliminaries. On the other hand, we will not borrow the set-theoretic language of  $TLA^+$  (Lamport 2002a). We give examples of events:

**Example - 4** (Examples of event)

- $BA(e_1)(x, x') \stackrel{def}{=} x' = x + 1$ :  $e_1$  observes the increase of  $x$  by one unit.
- $BA(e_2)(x, y, x', y') \stackrel{def}{=} x' + y' = x + y$ :  $e_2$  observes that the values of  $x$  and  $y$  evolve so that the sum of the two variables is constant.

**Convention** (meta-language of proofs)

We choose to use logical expressions of the form  $P \Rightarrow Q$  or  $\forall x.P(x)$  or  $\forall x \in E.P(x)$  in the meta-language of proofs and formal expressions. This will allow us to present fundamental results on induction principles and verification conditions. We will then express the verification in a form closer to the logical tools used.

Following an observation of a system  $S$ , a set of events  $E$  is identified and an event-based model of the system  $S$  is obtained.

**Definition 10** (event-based model of a system)

Let  $\mathcal{Var}(S)$  be the set of flexible variables of  $S$  denoted  $x$ . Let  $s$  be the list of basis sets of the system  $S$ . Let  $c$  be the list of constants of the system  $S$ . Let  $D$  be a domain containing sets  $s$ . An event-based model for a system  $S$  is defined by

$$(AX(s, c), x, D, Init(x), \{e_0, \dots, e_n\})$$

where

- $AX(s, c)$  is an axiomatic theory defining the sets, constants and static properties of these elements.
- $Init(x)$  defines the possible initial values of  $x$ .
- $\{e_0, \dots, e_n\}$  is a finite set of events of  $S$  and  $e_0$  is a particular event present in each event-based model defined by  $BA(e_0)(x, x') = (x' = x)$ .

The event-based model is denoted  $EM(s, c, x, D, Init(x)\{e_0, \dots, e_n\}) = (AX(s, c), x, D, Init(x), \{e_0, \dots, e_n\})$ .

From this structure, we can define a relationship  $Next(x, x')$  as follows  $Next(s, c, x, x') \stackrel{def}{=} BA(e_0)(s, c, x, x') \vee \dots \vee BA(e_n)(s, c, x, x')$ . Modelling a system involves giving the variable  $x$ , the predicate  $Init(x)$  characterising the initial values of the variables and a relationship  $Next(s, c, x, x')$  modelling the relationship between the values before and the values after. Safety properties express that *nothing bad can happen* (Lamport 1980). For example, the value of the variable  $x$  is always between 0 and 567; the sum of the current values of the variables  $x$  and  $y$  is equal to the current value of the value  $z$ . To continue our descriptions, we need to introduce the transitive reflexive closure of the relation

$$Next^*(s, c, x_0, x) \stackrel{def}{=} \begin{cases} \vee x = x_0 \\ \vee Next(s, c, x_0, x) \\ \vee \exists xi \in D. Next^*(s, c, x_0, xi) \wedge Next(s, c, xi, x) \end{cases}$$

**Definition 11** (safety property)

A property  $P(x)$  is a safety property for the system  $S$ , if

$$\forall x_0, x \in D. \text{Init}(x_0) \wedge \text{Next}^*(s, c, x_0, x) \Rightarrow P(x).$$

The safety property uses a universal expression to quantify the possible values of the variable  $x$ . To demonstrate such a property, we can either check the property for every possible value of  $x$  in the domain  $D$ , provided that this set is finite, or use an abstraction of the domain  $D$  or use an induction principle. For the verification for each possible value, we use an algorithm to calculate the values accessible from an initial state. This technique of calculating accessible values is often used and is the basis of automatic verification techniques such as *model-checking* (McMillan 1993 ; Holzmann 1997 ; Clarke *et al.* 2000). We consider an inductive technique to prove safety properties. We observe the logical equivalence between the two equations:

$$\forall x_0, x \in D. \text{Init}(x_0) \wedge \text{Next}^*(s, c, x_0, x) \Rightarrow P(x) \quad [1]$$

$$\forall x \in D. (\exists x_0 \in D. \text{Init}(x_0) \wedge \text{Next}^*(s, c, x_0, x)) \Rightarrow P(x) \quad [2]$$

Thus, the second equation expresses that the accessible values are safe values with respect to  $P(x)$  and gives us the key to the induction principle to be implemented. In fact, the property  $(\exists x_0 \in D. \text{Init}(x_0) \wedge \text{Next}^*(s, c, x_0, x))$  expresses that  $x$  is an accessible value with respect to the  $\text{Next}(s, c, x_0, x)$  relationship and defines a least fixed point which is an inductive property.

#### Property 1 (induction principle)

A property  $P(x)$  is a safety property for  $S$  if, and only if, there exists a property  $I(x)$  such that

$$\forall x, x' \in D. \begin{cases} (1) \text{Init}(x) \Rightarrow I(x) \\ (2) I(x) \Rightarrow P(x) \\ (3) I(x) \wedge \text{Next}(s, c, x, x') \Rightarrow I(x') \end{cases}$$

The property  $I(x)$  is called an (inductive) invariant and is a particular property that is stronger than the other safety properties. The justification for this induction principle is quite simple. This property justifies the method of proof by induction better known as the Floyd/Hoare method (Floyd 1967 ; Hoare 1969), devised by Turing in 1949 (Turing 1949). This property gives a form of induction that must be reduced to more familiar forms. P. and R. Cousot (Cousot 2000 ; Cousot and Cousot 1979, 1992 ; Cousot 1978) give a complete summary of the principles of induction equivalent to this principle of induction. We apply these results to the case of event-based models and obtain an expression for the definition of a safety property. If we transform the properties, we obtain a form closer to what we will use in the following and closer to the notions of event-based models.

#### Property 2 (equivalence of induction principles)

The following two statements are equivalent:

(I) There exists a state property  $I(x)$  such that:

$$\forall x, x' \in D. \begin{cases} (1) \text{Init}(x) \Rightarrow I(x) \\ (2) I(x) \Rightarrow P(x) \\ (3) I(x) \wedge \text{Next}(s, c, x, x') \Rightarrow I(x') \end{cases}$$

(II) There exists a state property  $I(x)$  such that:

$$\forall x, x' \in D. \begin{cases} (1) \text{Init}(x) \Rightarrow I(x) \\ (2) I(x) \Rightarrow P(x) \\ (3) \forall i \in \{0, \dots, n\} : I(x) \wedge BA(e_i)(s, c, x, x') \Rightarrow I(x') \end{cases}$$

We have thus given an explanation of the induction rule which is used in Floyd (Floyd 1967 ; Turing 1949 ; Hoare 1969)'s method; this rule makes it possible to put on one side the so-called invariance properties, i.e. those which require an induction step, and the more general safety properties which require an invariance property, i.e. those which require an induction step. of invariance, i.e. inductive properties, in order to be proven. The Event B method implements these two types of property using the INVARIANTS clause for invariants and the THEOREMS clause for safety properties. We deduce that any invariance property is a safety property. We will describe the Event-B language and the method for incremental development of event-based models. The following verification conditions are derived from the above properties.

**Definition 12** (Verification conditions for a system S and its invariance and safety properties)

Let  $EM(S) = (AX(s, c), x, D, Init(x), \{e_0, \dots, e_n\})$  an event-based model for system S.  $EM(S)$  is a valid event-based model for S, if the following verification conditions for a system S and its invariance properties  $I(x)$  and safety properties  $A(x)$  are valid:

- $AX(s, c) \vdash \forall x \in D : Init(x) \Rightarrow I(x)$
- For any event  $e$  in S,  $AX(s, c) \vdash \forall x, x' \in D : I(x) \wedge BA(e)(x, x') \Rightarrow I(x')$
- $AX(s, c) \vdash \forall x \in D : I(x) \Rightarrow A(x)$

We have used expressions of the form  $AX(s, c) \vdash \forall x \in D . P(x)$  and these expressions are equivalent to  $AX(s, c) \vdash \forall x. x \in D \Rightarrow P(x)$ . Considering that  $x$  has no free occurrences in  $AX(s, c)$ , we can simplify the expression into the form  $AX(s, c), x \in D \vdash P(x)$  and meaning that  $x$  is a value of D. The expression  $x \in D$  constitutes a typing assumption for  $x$  and this information is made explicit directly or indirectly in the invariant  $I(s, c, x)$  and in the initial conditions  $Init(s, c, x')$ . We assume that the information  $x \in D$  is expressed in the initial conditions and in the invariant. The conditions of definition 12 are simplified into the following new conditions:

- $AX(s, c) \vdash Init(x) \Rightarrow I(x)$
- For any event  $e$  in S,  $AX(s, c) \vdash I(x) \wedge BA(e)(x, x') \Rightarrow I(x')$
- $AX(s, c) \vdash I(x) \Rightarrow A(x)$

Before continuing with this presentation dedicated to Event-B , we would like to remind you that Event-B is a language that supports an approach to developing and modelling systems that are correct by construction. Consequently, the event-based model of the system S  $EM(S) = (AX(s, c), x, D, Init(x), \{e_0, \dots, e_n\})$  (definition 10) is characterised by the existence of fixed points on the complete lattice  $(\mathbb{P}(D), \subseteq)$ .

**Property 3** (Fixed-point characterization of invariants and safety properties)

Let D be the value domain of the event model  $EM(S) == (AX(s, c), x, D, Init(x), \{e_0, \dots, e_n\})$ . Let  $Next(s, c, x, x') \stackrel{def}{=} BA(e_0)(s, c, x, x') \vee \dots \vee BA(e_n)(s, c, x, x')$ . Let  $INIT = \{d | d \in D \wedge Init(d)\}$ .

- $(\mathbb{P}(D), \subseteq)$  is a complete lattice.
- The function  $F = \lambda X \in \mathbb{P}(D). (INIT \cup Next[X])$  is monotonically increasing and the equation  $X = F(X)$  has a non-empty set of solutions forming a complete lattice.
- Any solution I of the equation  $X = F(X)$  satisfies the following property property:  $I = F(I)$ ,  $INIT \subseteq I$ ,  $Next[I] \subseteq I$ ,  $lfp(F) \subseteq I$ .
- For any safety property  $P(x)$  for system S,  $lfp(F) \subseteq \{d | d \in D \wedge P(d)\}$

A consequence of this property is that a *canonical* invariant can be associated with any event-based model and this invariant is operationally defined by the least fixed-point of the function F. This approach is generally used in the verification of a system. In the case of the Event-B language, we are interested in a correction-by-construction approach. Consequently, the problem is to define a model equipped with an invariant that will be verified and

this method is carried out incrementally with the help of refinement. The solutions of the equation  $X = F(X)$  correspond to inductive invariants and are useful for showing that a property  $P(x)$  is a safety property. The triptych  $(EM(S), I, P)$  puts forward an event-based model  $EM(S)$  whose (inductive) invariant allows the safety property  $P(x)$  to be verified (by verifying the verification conditions necessary for the verification of the invariance of  $I$  and the safety of  $P(x)$ ).

Before moving on to the presentation of structures for modelling reactive systems, we are interested in the notion of event and in the so-called feasibility conditions associated with model verification. J.-R. Abrial (Abrial 1996a) founds the verification of abstract machines on the calculus **wp** and uses the notation  $[S]P$  (generalised substitution), to express that  $S$  establishes  $P$ . This expression also means that  $S$  terminates in  $P$  and the termination predicate is denoted  $\text{trm}(e)(s, c, x)$ . In our case,  $S$  is an event  $e$  and we recall the definition  $BA(e)(s, c, x, x') \stackrel{\text{def}}{=} \exists u. G(u, s, c, x) \wedge BAP(u, s, c, x, x')$  where  $G(u, s, c, x)$  is a guard and  $BAP(u, s, c, x, x')$  is a before-after relation  $BA(e)(s, c, x, x')$ .

#### Property 4 (*wp* and relational styles)

Let be a property  $P(x)$ .

- 1)  $[e]P(x) = \forall u. (G(u, s, c, x) \Rightarrow [x : |BAP(u, s, c, x, x')|]P(x))$
- 2)  $\text{trm}(e)(s, c, x) = \forall u. (G(u, s, c, x) \Rightarrow \exists x' : BAP(u, s, c, x, x'))$
- 3) the two following properties are equivalent:
  - a)  $I(s, c, x) \wedge \text{trm}(e)(s, c, x) \Rightarrow [e]I(s, c, x)$  (*wp*)
  - b)  $\begin{cases} I(s, c, x) \wedge G(u, s, c, x) \Rightarrow \exists x'. BAP(u, s, c, x, x') \\ I(s, c, x) \wedge G(u, s, c, x) \wedge BAP(u, s, c, x, x') \Rightarrow I(s, c, x') \end{cases}$  (*relational*)

The first two properties are a simple application of the results of J.-R. Abrial (Abrial 1996a). The third property is an equivalence between two expressions of the preservation of a state property by an event  $e$ .  $[e]$  is a predicate transformer which is defining the weakest precondition of  $e$  for a given postcondition and is expressing both partial correctness of  $e$  and termination of  $e$ . J.-R. Abrial (Abrial 1996a) has given a complete study of  $[e]$  and has given the foundational ideas of Event-B in his seminal talk at B96 (Abrial 1996b). The Atelier-B (Cle 2002) platform uses verification conditions in the *wp* style and the Rodin platform (Abrial *et al.* 2010) uses a relational style. We are now sketching an explanation of the equivalence.

#### Explanation (Proof sketch of the property)

$$(1) \begin{cases} I(s, c, x) \wedge G(u, s, c, x) \Rightarrow \exists x'. BAP(u, s, c, x, x') \\ I(s, c, x) \wedge G(u, s, c, x) \wedge BAP(u, s, c, x, x') \Rightarrow I(s, c, x') \end{cases}$$

is equivalent by transforming the logical connectors.

$$\begin{cases} I(s, c, x) \wedge G(u, s, c, x) \Rightarrow \exists x'. BAP(u, s, c, x, x') \\ I(s, c, x) \wedge G(u, s, c, x) \Rightarrow \forall x'. (BAP(u, s, c, x, x') \Rightarrow I(s, c, x')) \end{cases}$$

is equivalent by conjunction of the goals

$$I(s, c, x) \wedge G(u, s, c, x) \Rightarrow \begin{cases} \exists x'. BAP(u, s, c, x, x') \\ \forall x'. (BAP(u, s, c, x, x') \Rightarrow I(s, c, x')) \end{cases}$$

is equivalent to the transformation of logic connectors

$$I(s, c, x) \wedge G(u, s, c, x) \Rightarrow \begin{cases} \exists x'. BAP(u, s, c, x, x') \\ \forall x'. (BAP(u, s, c, x, x') \Rightarrow I(s, c, x')) \end{cases}$$

is equivalent to the property of the calculation **wp**

$$I(s, c, x) \wedge G(u, s, c, x) \Rightarrow [x : |BAP(u, s, c, x, x')|]I(s, c, x)$$

is equivalent by transforming the logical connectors

$$I(s, c, x) \Rightarrow (G(u, s, c, x) \Rightarrow [x : |BAP(u, s, c, x, x')])I(s, c, x)$$

is equivalent by internalising the quantification on  $u$ .

$$I(s, c, x) \Rightarrow \forall u. (G(u, s, c, x) \Rightarrow [x : |BAP(u, s, c, x, x')])I(s, c, x)$$

is equivalent to the property of the calculation **wp**

$$I(s, c, x) \Rightarrow \forall u. [G(u, s, c, x) \Rightarrow x : |BAP(u, s, c, x, x')])I(s, c, x)$$

is equivalent to the property of the calculation **wp**

$$\begin{cases} I(s, c, x) \Rightarrow [\text{@}u. G(u, s, c, x) \Rightarrow x : |BAP(u, s, c, x, x')])I(s, c, x) \\ I(s, c, x) \Rightarrow (G(u, s, c, x) \Rightarrow \exists x'. BAP(u, s, c, x, x')) \end{cases}$$

is equivalent to the property of the calculation **wp**

$$\begin{cases} I(s, c, x) \Rightarrow [\text{@}u. G(u, s, c, x) \Rightarrow x : |BAP(u, s, c, x, x')])I(s, c, x) \\ I(s, c, x) \Rightarrow \text{trm}(e)(x) \end{cases}$$

is equivalent to the property of the calculation **wp**

$$I(s, c, x) \wedge \text{trm}(e)(x) \Rightarrow [e](s, c, x)$$

A consequence of this result is to allow a definition of invariant preservation according to two modes of implementation (Atelier-B (Cle 2002) and Rodin (Abrial *et al.* 2010)). We will break down the definition of preservation in the form that separates verification into an induction step and a proof of feasibility. In particular, it defines verification conditions (PO(e)) using these elements as follows.

#### Definition 13 (verification condition init)

$\text{init}$  is an initialisation event and we assume that it is defined as follows:  $\text{init} \stackrel{\text{def}}{=} \text{begin } x : |(initBAP(s, c, x')) \text{ end}$ . The verification condition for  $\text{init}$  (initialisation) denoted  $\text{PO}(\text{init})$  is defined by

$$\begin{cases} (FIS) AX(s, c) \vdash \exists x'. initBAP(s, c, x') \\ (INV) AX(s, c), initBAP(s, c, x) \vdash I(s, c, x) \end{cases}$$

#### Definition 14 (verification condition e)

The verification condition for  $e$  (event  $e$ ) denoted  $\text{PO}(e)$  is defined by  $AX(s, c) \vdash I(x) \wedge \text{trm}(e) \Rightarrow [e]I(s, c, x)$ .

$$\begin{cases} (FIS) AX(s, c), I(s, c, x), G(u, s, c, x) \vdash \exists x'. BAP(u, s, c, x, x') \\ (INV) AX(s, c), I(s, c, x), G(u, s, c, x), BAP(u, s, c, x, x') \vdash I(s, c, x') \end{cases}$$

This definition puts forward two conditions INV and FIS which must be verified and which ensure that  $I(s, c, x)$  is preserved. We have specified the elements we are going to use to present the implementation in the Event-B language.

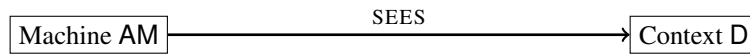
#### Convention (label for formal texts)

In the definition of the Event-B language, the implementation is based on a labelling of each formal text (axiom, theorem, guard, action) and this labelling is noted  $\ell(text)$ . This means that the expression  $\ell(text) : text$  appears in the modelling text. This labelling makes it possible to refer to elements of the model.

### 0.3. Contexts and Machines in Event-B

#### 0.3.1. Modelling sets, constants, axioms and theorems in a context D

Event-B is organised according to context and machine structures. These structures form the basic structures for the definition of an experimental model. In a separate chapter, we will look at the theory structure implemented in the *Theory* plug-in (?). Schematically, the relationship between a machine AM; and a context D is expressed by the link **sees** which is expressed in the machine AM.



An Event-B context brings together the definitions of the enduring entities of the system S to be developed and therefore modelled. Now we refer to the document (Métayer and Voisin 2009) presenting the Event-B mathematical language constituting the core of the Event-B language.

```

CONTEXT D
EXTENDS AD
SETS
   $S_1, \dots, S_n$ 
CONSTANTS
   $C_1, \dots, C_m$ 
AXIOMS
   $ax_1 : P_1(S_1, \dots, S_n, C_1, \dots, C_m)$ 
  ...
   $ax_p : P_p(S_1, \dots, S_n, C_1, \dots, C_m)$ 
THEOREMSa
   $th_1 : Q_1(S_1, \dots, S_n, C_1, \dots, C_m)$ 
  ...
   $th_q : Q_q(S_1, \dots, S_n, C_1, \dots, C_m)$ 
  
```

- Sets  $s$  ( $S_1, \dots, S_n$ ) are declared in the SETS clause.
- Constants  $c$  ( $C_1, \dots, C_m$ ) are declared in the CONSTANTS clause.
- Axioms are listed in the clause AXIOMS clause and define properties of constants.
- Theorems are properties declared in the clause THEOREMS and must be proved from axioms.
- The context defines a logical-mathematical theory which must be consistent.
- The clause EXTENDS extends the context and therefore extends the theory defined by the context of this clause.
- $AX(s, c)$  designates the list of axioms corresponding to the sets  $s$  and constants  $c$ .
- $TH(s, c)$  designates the list of theorems corresponding to the sets  $s$  and constants  $c$ .

1. The clause THEOREMS does not exist in the current version, but it does make it possible to separate the axioms from the theorems. The Rodin platform uses a theorem or axiom indication and produces an italicised version for statements that are theorems, but axioms and theorems are placed under the same AXIOMS clause. This representation may panic the young user.

Each Event-B expression  $expr$  must be well defined, and a verification condition is systematically produced from the text of the property to be proved  $expr/WD$ ; the verification condition for establishing that  $expr$  is a well-defined theorem, is denoted  $expr/WD$ . Intuitively, an expression  $expr$  is well defined, if it obeys certain rules of use, and it is denoted  $WD(expr)$ . We have given the tables that define the predicate  $WD(expr)$  according to the syntax of  $expr$  and according to the classes of expressions that are predicates, relations ...

From the tables 1, 2 and 3, we can simply establish the verification condition to be verification condition to be proved, denoted  $expr/WD$ .

Expression $e$	WD( $e$ )
$P \wedge Q, P \Rightarrow Q$	$WD(P) \wedge (P \Rightarrow WD(Q))$
$P \vee Q$	$WD(P) \wedge (WD(P) \wedge (P \vee WD(Q)))$
$P \Leftrightarrow Q$	$WD(P) \wedge WD(Q)$
$\neg P$	$WD(P)$
$\forall L.P, \exists L.P$	$\forall L.WD(P)$
$\top, \perp$	$\top$
$\text{finite}(E)$	$WD(E)$
$\text{partition}(E_1, E_2, \dots, E_n)$	$WD(E_1) \wedge WD(E_2) \wedge \dots \wedge WD(E_n)$
$E \text{ op } F$ with $\text{op} \in \{=, \neq, \in, \notin, \subset, \not\subset, \subseteq, \not\subseteq\}$	$WD(E) \wedge WD(F)$

Table 1. WD for predicates

Expression $e$	WD( $e$ )
$F(E)$	$\begin{pmatrix} WD(E) \wedge WD(F) \\ E \in \text{dom}(F) \wedge F \in S \rightarrow T \\ F \subseteq S \times T \end{pmatrix}$
$E[F], E \mapsto F, E \leftrightarrow F, E \Leftrightarrow F, E \leftrightarrow F$ $E \Leftrightarrow F, E \rightarrow F, E \mapsto F, E \mapsto F, E \mapsto F$ $E \rightarrow F, E \mapsto F, E \mapsto F, E \cup F, E \cap F$ $E \setminus F, E \times F, E \otimes F, E \parallel F, E ; F, E \circ F$ $E \triangleleft F, E \triangleleft F, E \triangleright F, E \triangleright F, E \triangleleft F$ $E..F, E + F, E - F, E * F$	$WD(E) \wedge WD(F)$
$E / F, E \bmod F$	$WD(E) \wedge WD(F) \wedge F \neq 0$
$E \hat{=} F$	$WD(E) \wedge 0 \leq E \wedge WD(F) \wedge 0 \leq F$
$\neg E, E^{-1}, \mathbb{P}(E), \mathbb{P}_1(E)$ $\text{dom}(E), \text{ran}(E), \text{union}(E)$	$WD(E)$
$\text{card}(E)$	$WD(E) \wedge \text{finite}(E)$
$\text{inter}(E)$	$WD(E) \wedge E \neq \emptyset$
$\min(E)$	$WD(E) \wedge E \neq \emptyset \wedge (\exists v. \forall u. u \in E \Rightarrow v \leq u)$
$\max(E)$	$WD(E) \wedge E \neq \emptyset \wedge (\exists v. \forall u. u \in E \Rightarrow v \geq u)$

Table 2. WD for unary and binary expressions

Expression $e$	WD( $e$ )
$\lambda P.Q E$	$\forall \mathcal{F}_Q.WD(P) \wedge (Q \Rightarrow WD(E))$
$\bigcup L.P E$ $\{L.P E\}$	$\forall L.WD(P) \wedge (P \Rightarrow WD(E))$
$\bigcup E P$ $\{E P\}$	$\forall \mathcal{F}_E.WD(P) \wedge (P \Rightarrow WD(E))$
$\bigcap L.P E$	$\forall L.WD(P) \wedge (P \Rightarrow WD(E))$ $\wedge$ $\exists L.WD(P)$
$\bigcap E P$	$\forall \mathcal{F}_E.WD(P) \wedge (P \Rightarrow WD(E))$ $\wedge$ $\exists L.WD(P)$
$\text{bool}(P)$	$WD(P)$
$\{E_1, \dots, E_n\}$	$WD(E_1) \wedge \dots \wedge WD(E_n)$
$I, \mathbb{Z}, \mathbb{N}, \mathbb{N}_1, \text{pred}, \text{succ}, \text{BOOL}$ $\text{TRUE}, \text{FALSE}, \emptyset, \text{prj}_1, \text{prj}_2, \text{id}, n$	$\top$

Table 3. WD for other expressions



**Proof Obligation exp/WD**

$$AX(s, c) \vdash WD(expr)$$

A few examples will illustrate the  $WD(expr)$  notation and enable you to understand the verification conditions produced by the tool Rodin.

**Example 1** (Examples for  $WD(expr)$ )

$$- E1 = \forall k. k \in \mathbb{N} \Rightarrow 2 * s(k) = k * k + k$$

We simply apply the transformations of the tables , and :

$$WD(\forall k. k \in \mathbb{N} \Rightarrow 2 * s(k) = k * k + k)$$

=

$$\forall k. WD(k \in \mathbb{N} \Rightarrow 2 * s(k) = k * k + k)$$

$$\forall k. WD(k \in \mathbb{N}) \wedge (k \in \mathbb{N} \Rightarrow WD(2 * s(k) = k * k + k))$$

$$\forall k. WD(k \in \mathbb{N}) \wedge (k \in \mathbb{N} \Rightarrow WD(2 * s(k)) \wedge WD(k * k + k))$$

$$\forall k. WD(k \in \mathbb{N}) \wedge (k \in \mathbb{N} \Rightarrow WD(2) \wedge WD(s(k)) \wedge WD(k * k) \wedge WD(k))$$

$$\forall k. WD(k) \wedge WDS(\mathbb{N}) \wedge (k \in \mathbb{N} \Rightarrow WD(2) \wedge WD(s(k)) \wedge WD(k * k) \wedge WD(k))$$

$$\forall k. \top \wedge \top \wedge (k \in \mathbb{N} \Rightarrow \top \wedge WD(s(k)) \wedge WD(k * k) \wedge WD(k))$$

$$\forall k. (k \in \mathbb{N} \Rightarrow WD(s(k)) \wedge WD(k * k) \wedge WD(k))$$

$$\forall k. (k \in \mathbb{N} \Rightarrow WD(s(k)) \wedge WD(k) \wedge WD(k) \wedge WD(k))$$

$$\forall k. (k \in \mathbb{N} \Rightarrow WD(s(k)) \wedge \top \wedge \top \wedge \top)$$

$$\forall k. (k \in \mathbb{N} \Rightarrow WD(s(k)))$$

$$\forall k. (k \in \mathbb{N} \Rightarrow WD(s) \wedge WD(k) \wedge k \in \text{dom}(s) \wedge s \in \mathbb{Z} \rightarrow \mathbb{Z} \wedge s \subseteq \mathbb{Z} \times \mathbb{Z}))$$

$$\forall k. (k \in \mathbb{N} \Rightarrow \top \wedge \top \wedge k \in \text{dom}(s) \wedge s \in \mathbb{Z} \rightarrow \mathbb{Z} \wedge s \subseteq \mathbb{Z} \times \mathbb{Z}))$$

$$\forall k. (k \in \mathbb{N} \Rightarrow k \in \text{dom}(s) \wedge s \in \mathbb{Z} \rightarrow \mathbb{Z} \wedge s \subseteq \mathbb{Z} \times \mathbb{Z}))$$

We obtain the condition  $WD(E1)$ :

$$WD(\forall k. k \in \mathbb{N} \Rightarrow 2 * s(k) = k * k + k) = \forall k. (k \in \mathbb{N} \Rightarrow k \in \text{dom}(s) \wedge s \in \mathbb{Z} \rightarrow \mathbb{Z} \wedge s \subseteq \mathbb{Z} \times \mathbb{Z}))$$

$$- E2 \stackrel{def}{=} s(0) = 0$$

$$WD(s(0) = 0)$$

=

$$WD(s(0)) \wedge WD(0)$$

$$WD(s(0)) \wedge \top$$

$$WD(s(0))$$

$$WD(s) \wedge WD(0) \wedge 0 \in \text{dom}(s) \wedge \wedge s \in \mathbb{Z} \rightarrow \mathbb{Z} \wedge s \subseteq \mathbb{Z} \times \mathbb{Z})$$

$$\top \wedge \top \wedge 0 \in \text{dom}(s) \wedge \wedge s \in \mathbb{Z} \rightarrow \mathbb{Z} \wedge s \subseteq \mathbb{Z} \times \mathbb{Z})$$

$$0 \in \text{dom}(s) \wedge \wedge s \in \mathbb{Z} \rightarrow \mathbb{Z} \wedge s \subseteq \mathbb{Z} \times \mathbb{Z})$$

We derive the condition  $WD(E2)$  using the same rules:

$$WD(s(0) = 0) = 0 \in \text{dom}(s) \wedge \wedge s \in \mathbb{Z} \rightarrow \mathbb{Z} \wedge s \subseteq \mathbb{Z} \times \mathbb{Z})$$

The verification condition th/TH is quite simple and sometimes requires interaction with the proof assistant.

**Proof Obligation th/TH**

$$AX(s, c) \vdash th$$

To conclude this presentation, we present an example of a context in the field of arithmetic. This allows us to pose a problem that will be used to illustrate the different notations and concepts.

**Example - 5** (context for the sum of even or odd natural numbers)

The problem is to calculate the sum  $s(n)$  of the natural numbers between 0 and a given integer  $n$ , and this sum  $s(n)$  is fairly easy to calculate using the formula classically used in elementary maths books:  $\forall n. n \in \mathbb{N} \Rightarrow s(n) = \sum_{k=0}^{n-1} k = n * (n + 1) / 2$  or  $2 * s(n) = n * (n + 1)$ . The problem is to propose an algorithm which calculates this sum and which respects the correctness property explicitly stated by the relation  $2 * s(n) = n * (n + 2)$ . We will also calculate the sum of the even integers  $os(n)$  and the sum of the odd integers  $es(n)$ . The problem is to calculate the functions  $s, es, os$ , but we need to define these functions and establish a number of inductive properties.

The first step is to define the axiomatic properties (axm1, axm7) of the necessary sets and constants. The axiom axm7 is an axiomatic expression of induction for the domain of naturals and it will facilitate our proofs by induction that we will have to establish in the section THEOREMS.

#### AXIOMS

$axm1 : n \in \mathbb{N}$   
 $axm2 : s \in \mathbb{N} \rightarrow \mathbb{N} \wedge os \in \mathbb{N} \rightarrow \mathbb{N} \wedge es \in \mathbb{N} \rightarrow \mathbb{N}$   
 $axm3 : es(0) = 0 \wedge os(0) = 0 \wedge s(0) = 0$   
 $axm4 : \forall i, l. i \in \mathbb{N} \wedge l \in \mathbb{N} \wedge i = 2 * l$   
 $\Rightarrow s(i + 1) = s(i) + i + 1 \wedge es(i + 1) = es(i) \wedge os(i + 1) = os(i) + i + 1$   
 $axm5 : \forall i, l. i \in \mathbb{N} \wedge l \in \mathbb{N} \wedge i = 2 * l + 1$   
 $\Rightarrow s(i + 1) = s(i) + i + 1 \wedge es(i + 1) = es(i) + i + 1 \wedge os(i + 1) = os(i)$   
 $axm6 : suc \in \mathbb{N} \rightarrow \mathbb{N} \wedge (\forall i. i \in \mathbb{N} \Rightarrow suc(i) = i + 1)$   
 $axm7 : \forall A. A \subseteq \mathbb{N} \wedge 0 \in A \wedge suc[A] \subseteq A \Rightarrow \mathbb{N} \subseteq A$

#### THEOREMS

$th1 : \forall i. i \in \mathbb{N} \Rightarrow s(i + 1) = s(i) + i + 1$   
 $th2 : \forall u, v. u \in \mathbb{N} \wedge v \in \mathbb{N} \wedge 2 * u = v \Rightarrow u = v / 2$   
 $th3 : \forall k. k \in \mathbb{N} \Rightarrow 2 * s(k) = k * k + k$   
 $th4 : \forall k. k \in \mathbb{N} \Rightarrow s(k) = (k * k + k) / 2$   
 $th5 : \forall k. k \in \mathbb{N} \Rightarrow es(2 * k) = 2 * s(k)$   
 $th6 : \forall k. k \in \mathbb{N} \Rightarrow es(2 * k + 1) = 2 * s(k)$   
 $th7 : \forall k. k \in \mathbb{N} \wedge k \neq 0 \Rightarrow os(2 * k) = k * k$   
 $th8 : \forall k. k \in \mathbb{N} \Rightarrow os(2 * k + 1) = (k + 1) * (k + 1)$

Theorems (th1, th5, th6, th7, th8) are based on fairly elementary properties. These theorems are proved using the Rodin tool with the help of the axiom axm7 expressing the induction rule over naturals. They are an important element in linking the inductive definition of sequences and the property expected for this sequence. Thus, the inductive definition of the sequence  $s$  and the property are linked as follows:  $\forall i. i \in \mathbb{N} \Rightarrow s(i) = i * (i + 1) / 2$ ; the role of the inductive definition of  $s$  is to give a method of calculation. We will use this method in the illustration of refinement.

### 0.3.2. Modelling states and events in an abstract machine AM

#### 0.3.2.1. The structure of abstract machine

In Section ??, we introduce the notion of an event-based model of a system by the definition 10. Event-B has the abstract machine structure to represent such a state-based model. We give the syntax of an abstract machine AM which uses a context  $D$  and which describes a state observed by the variable  $x$ . This state variable  $x$  is characterised by a set of invariants  $I_j(s, c, x), j \in 1..r$  and by a set of safety properties  $SAFE_i(s, c, x), i \in 1..t$ . We continue the description of this structure in the list of points on the right-hand side below.

```

MACHINE AM
REFINES M
SEES D
VARIABLES x
INVARIANTS
  inv1 : I1(s, c, x)
  ...
  invr : Ir(s, c, x)
THEOREMS
  th1 : SAFE1(s, c, x)
  ...
  thn : SAFEn(s, c, x)
VARIANTS
  var1 : varexp1(s, c, x)
  ...
  vart : varexpt(s, c, x)
EVENTS
  Event initialisation
  begin
    x : |(Init(s, c, x'))
  end
  ...
  Event e
  any u where
    G(u, s, c, x)
  then
    x : |BAP(u, s, c, x, x')
  end
  ...
END

```

– The machine **AM** is a model describing a set of events modifying the variable  $x$  declared in the clause **VARIABLES** and  $x$  is a flexible variable allowing to use notations as  $x$  and  $x'$ .

– A clause **REFINES** indicates that the machine **AM** refines a machine **M** which is more abstract; however, we will return to this refinement relationship and its role in the development process.

– A particular event defines the initialisation of the variable  $x$  according to the relationship  $Init(s, c, x')$ .

– A clause **INVARIANTS** describes the inductive invariant that this machine is supposed to respect provided that the associated verification conditions are shown to be valid in the theory induced by the context mentioned by the **SEES** clause.

– The clause **THEOREMS** introduces the list of safety properties derived in the theory induced by the context and the invariant; these properties relate to the variables and must be proved valid. It is possible to add theorems about sets and constants; this can help the proofs to be made during the verification process.

– To conclude this description, we would like to add that events can carry very important information for the proof process, in particular for proposing witnesses during event refinement. Furthermore, each event has a status (ordinary, convergent, anticipated) which is important in the production of verification conditions. The clause **VARIANTS** is linked to events of convergent status.

We will complete this presentation in the remainder of this section and we will add to it when we describe the refinement.

Here is an example of a machine that is important for understanding the difference between an inductive invariant and a safety property.

#### Example - 6 (abstract machine SAFETY)

```

MACHINE SAFETY
VARIABLES x
INVARIANTS
  inv : x = -1
THEOREMS
  th : x ≤ 0
EVENTS
  Event initialisation
  begin
    x : |(x' = -1)
  end
  Event e
  grd : x ≥ 0
  then
    act : x : |(x' = x + 1)
  end
END

```

The variable  $x$  is initialised at  $-1$  and, as a result, the event **e** is never observed. Since  $x = -1$ , the invariant  $inv: x = -1$  is true and so is the theorem  $th: x \leq 0$  which is also true and which is a property of safety property. This machine observes a system with a state variable that remains constant. The use of Rodin and ProB confirms our point. A reading of the short paper by Van Gasteren and Tel (van Gasteren and Tel 1990) clearly reports the difference between  $inv$  and  $th$ .

An abstract machine  $AM$  is a structure modelling an observed system from the point of view of its state variables but also from the point of view of the domain or domains concerned. Based on the results of section ?? and in particular on the definition 12 we will detail the verification conditions produced to ensure the correctness of this machine. These verification conditions will allow us to exploit the 6 example. The verification conditions for a system  $S$  and its invariance and safety properties are as follows:

- $AX(s, c) \vdash \forall x \in D : Init(s, c, x) \Rightarrow I(s, c, x)$
- $AX(s, c) \vdash \forall x \in D : I(s, c, x) \Rightarrow A(s, c, x)$
- For any event  $e$  of  $S$ ,  $AX(s, c) \vdash \forall x, x' \in D : I(s, c, x) \wedge BA(e)(s, c, x, x') \Rightarrow I(s, c, x')$

We have explained that we can simplify these conditions by assuming that  $x$  does not occur in  $AX(s, c)$ , as follows:

- $AX(s, c) \vdash Init(s, c, x) \Rightarrow I(s, c, x)$
- $AX(s, c) \vdash I(s, c, x) \Rightarrow A(s, c, x)$
- For any event  $e$  of  $S$ ,  $AX(s, c) \vdash I(s, c, x) \wedge BA(e)(s, c, x, x') \Rightarrow I(s, c, x')$

These verification conditions are translated very directly into a list of more basic verification conditions called *proof obligations*. We will proceed in three steps corresponding to the three conditions. From the  $AM$  machine, the following notations are derived:

- $s$ : sets *seen* from the context  $D$ .
- $c$ : constants *seen* from the context  $D$ .
- $x$ : flexible variables define the observed state.
- $AX(s, c)$ : axioms *seen* from the context  $D$ .
- Let  $i \in 1..t$ .  $TH_i(s, c)$ : theorems *seen* from the context  $D$  and *located* before the theorem  $th_i$ ; in particular,  $TH_i(s, c)$  is empty.
- $I(s, c, x)$ : expression of the invariant of  $AM$  defined by  $I(s, c, x) \stackrel{def}{=} I_1(s, c, x) \wedge \dots \wedge I_r(s, c, x)$
- Let  $j \in 1..r$ .  $I_j(s, c, x)$ :  $j$ th component of the  $I(s, c, x)$  of  $AM$ .
- $A(s, c, x)$ : expression of safety properties of  $AM$  defined as  $A(s, c, x) \stackrel{def}{=} SAFE_1(s, c, x) \wedge \dots \wedge SAFE_n(s, c, x)$
- Let  $i \in 1..t$ .  $SAFE_i(s, c, x)$ : expression of safety properties.

### 0.3.2.2. Proof obligation $th/TH$

The verification condition  $AX(s, c) \vdash I(s, c, x) \Rightarrow A(s, c, x)$  is reduced to a simplified form  $AX(s, c), I(s, c, x) \vdash A(s, c, x)$ . Then we apply the rule for introducing the conjunction to produce the following conditions for all  $i \in 1..t$ ,  $AX(s, c), I(s, c, x) \vdash SAFE_i(s, c, x)$ . The proof can then use properties proved in the previous steps and we have noted them  $Th_i(s, c)$  and we can thus add these properties to the hypotheses of the sequent and derive the following verification condition for all  $i \in 1..t$ ,  $AX(s, c), Th_i(s, c), I(s, c, x) \vdash SAFE_i(s, c, x)$ . The following property is therefore demonstrated.

#### Property 5 (Safety)

If for any  $i \in 1..t$ ,  $AX(s, c), Th_i(s, c), I(s, c, x) \vdash SAFE_i(s, c, x)$ ,  
then  $AX(s, c) \vdash I(s, c, x) \Rightarrow \bigwedge_{i \in 1..t} SAFE_i(s, c, x)$ .

This property is translated into the following verification condition for  $i \in 1..t$ :

#### Proof Obligation $th_i/TH$

$AX(s, c), Th_i(s, c), I(s, c, x) \vdash SAFE_i(s, c, x)$

An example of a theorem is the case of the **SAFETY** machine, which is very simple and has a theorem  $th : x \leq 0$  and the verification condition is  $x \in \mathbb{Z}, x = -1 \vdash x \leq 0$  which is quite trivially deduced. We will return to this example when we have given the verification conditions that ensure the preservation of the invariant  $I(s, c, x)$ .

### 0.3.2.3. Proof obligation INITIALISATION/inv/INV

The verification condition  $AX(s, c) \vdash Init(s, c, x) \Rightarrow I(s, c, x)$  is reduced to the condition  $AX(s, c), Init(s, c, x) \vdash I(s, c, x)$ . Finally, we can apply a second reduction transformation by deriving the following conditions: for all  $i \in 1..r$ ,  $AX(s, c), x \in D, Init(s, c, x) \vdash I_i(s, c, x)$ . The following property can be deduced.

#### Property 6 (INITIALISATION)

If for any  $i \in 1..r$ ,  $AX(s, c), Init(s, c, x) \vdash I_i(s, c, x)$ , then  $AX(s, c) \vdash Init(s, c, x) \Rightarrow I(s, c, x)$ .

Before formulating the verification conditions actually generated by the tool, we recall that the invariant  $I(s, c, x)$  is written as a conjunction  $I(s, c, x) \equiv \bigwedge_{i \in \{1..r\}} I_i(s, c, x)$ . Each element  $I_i(s, c, x)$  is labelled  $inv_i : I(s, c, x)$ . This property is translated into the following verification condition for  $i \in 1..r$ :

#### Proof Obligation INITIALISATION/inv<sub>i</sub>/INV

$AX(s, c), Init(s, c, x) \vdash I_i(s, c, x)$

A second check (FIS) is dedicated to the feasibility of the which is  $AX(s, c) \vdash \exists x. initBAP(s, c, x)$ . We assume that the expression  $initBAP(s, c, x)$  is written in the action part of the event **INITIALISATION** in the form  $act_1 : x_1 : |initBAP_1(s, c, x'_1), \dots, act_p : x_p : |initBAP_1(s, c, x'_p)$ , with  $x = x_1 \dots x_p$  ( $x$  is partitioned as  $p$  list of variables of  $x$ ) and  $initBAP_i(s, c, x'_i)$  is constructed from  $initBAP(s, c, x')$ . We therefore assume that  $initBAP(s, c, x') \equiv \bigwedge_{i \in \{1..p\}} initBAP(s, c, x'_i)$ . The decomposition depends on the initial values and one could advise using a normalised form with  $p = 1$  but we give the general form. This condition is important to prove as it ensures that the model exists at least in its first state.

#### Property 7 (feasibility of initial conditions)

Let the following action  $act_1 : x_1 : |initBAP_1(s, c, x'_1), \dots, act_p : x_p : |initBAP_1(s, c, x'_p)$  defining the conditions for initialising disjoint sub-lists of  $x_1, \dots, x_p$  variables whose union constitutes the list  $x$ . The verification condition defined by the sequent  $AX(s, c) \vdash \exists x. initBAP(s, c, x)$  is equivalent to the list of sequences  $AX(s, c) \vdash \exists x_i. initBAP_i(s, c, x_i)$  for  $i \in \{1..p\}$ .

#### Proof Obligation INITIALISATION/act<sub>i</sub>/FIS

$AX(s, c) \vdash \exists x_i. initBAP_i(s, c, x_i) \ i \in \{1..p\}$ .

#### Example - 7 feasibility for the SAFETY machine

In the example **SAFETY**, the initialization is established, by proving  $x \in \mathbb{Z} \vdash \exists x'. x' = -1$  which is in fact trivially true for  $x' = -1$ .

**Example - 8** (feasibility with a witness)

We can also initialize a variable  $c$  that must satisfy an invariant of the type  $c \in P \rightarrow B \wedge c \subseteq a$  where  $a$  is a constant modelling a table of access authorisations for people ( $P$ ) to buildings ( $B$ ), i.e.  $a \subseteq P \times B$ . The initialisation event is written very simply in the form  $c : |(c' \in P \rightarrow B \wedge c' \subseteq a)$  which expresses the fact that the initial value of  $c$  must satisfy the invariant but does not explicitly give a value  $c0$ . The verification condition is then obtained as follows:  $a \subseteq P \times B \vdash \exists c'. c' \in P \rightarrow B \wedge c' \subseteq a$ . The solution is to declare a constant  $c0$  which can be used as a witness in the proof.

**Example - 9** (example of an assignment)

A final example is the assignment of an expression  $e$  to  $x$ , i.e.  $x := e$ . to  $x$ , i.e.  $x := e$ , and in this case the existence is fairly simple to derive simple to derive, but it will undoubtedly be necessary to demonstrate that the expression  $e$  makes sense according to the *WD* predicate.

**0.3.2.4. Proof obligations  $e/INV$  et  $e/FIS$** 

In the definition 14, we give these two verification conditions which are intended to ensure the preservation of the property  $I(s, c, x)$  but also to ensure the feasibility of the event  $e$  when the invariant  $I(s, c, x)$  is valid. The expressions for these verification conditions are given below:

$$\begin{cases} (FIS) & AX(s, c), I(s, c, x), G(u, s, c, x) \vdash \exists x'. BAP(u, s, c, x, x') \\ (INV) & AX(s, c), I(s, c, x), G(u, s, c, x), BAP(u, s, c, x, x') \vdash I(s, c, x') \end{cases}$$

We give an initial example which illustrates the central role of these conditions. We take the **SAFETY** machine and the event  $e$  defined by **Event  $e$  when  $grd : x \geq 0$  then  $act : x : |(x' = x + 1)$  end** and we consider the invariant  $I(x) \stackrel{def}{=} inv : x = -1$ .  $e/inv/INV$  is defined by the following expression:  $I(x), x \geq 0, x' = x + 1 \vdash I(x')$  and which is reduced to this expression  $x = -1, x \geq 0, x' = x + 1 \vdash x' = -1$  which is trivially true since the hypotheses are inconsistent. A first attempt might have been to replace this invariant by  $J(x) \stackrel{def}{=} x \leq 0$  and, in this case, the expression to be proved would have been  $J(x), x \geq 0, x' = x + 1 \vdash J(x')$  which simplifies to  $x \leq 0, x \geq 0, x' = x + 1 \vdash x' \leq 0$ , then to  $x \leq 0, x \geq 0, x = 0, x' = x + 1 \vdash 1 \leq 0$  ! Obviously, it should be stressed that  $I(x)$  is an inductive invariant and that  $J(x)$  is a weaker invariant property which we will call a safety property or a theorem. So our **SAFETY** machine is valid since we can prove that  $I(x) \vdash J(x)$ . This example shows the difference between an inductively invariant property ( $x = -1$ ) and an invariant or always true or safety property ( $x \leq 0$ ); this difference was pointed out by A. J. M. van Gasteren and G. Tel (van Gasteren and Tel 1990). The feasibility condition is obvious and therefore poses no particular problem. We will now describe the verification conditions generated by the Rodin tool and the designation of the verification conditions. A property of the sequent calculus is used to break the verification conditions and thus divide the proof effort.

**Property 8** (Introduction/Elimination of connector  $\wedge$ )

Let be the following sequent  $\Gamma \vdash \bigwedge_{i \in \{1..t\}} P_i$ .

The proof of this sequence amounts to proving the sequences  $\Gamma \vdash P_i$ , for all indices  $i \in \{1..t\}$ .

We apply this property to the case of the invariant  $I(s, c, x)$  equivalent to  $\bigwedge_{i \in \{1..r\}} I_i(s, c, x)$  and with the labelling of each  $I_i(s, c, x)$  assigning it the label  $inv_i$ . This property is translated into the following verification condition for  $i \in 1..r$ :

---

**Proof Obligation e/inv<sub>i</sub>/INV**

---

$$AX(s, c), I(s, c, x), G(u, s, c, x), BAP(u, s, c, x, x') \vdash I_i(s, c, x')$$


---

A second checking (FIS) is dedicated to the feasibility of the event  $e$  which is  $AX(s, c), I(s, c, x), G(u, s, c, x) \vdash \exists x'. BAP(u, s, c, x, x')$ .

---

**Proof Obligation e/act/FIS**

---

$$AX(s, c), I(s, c, x), G(u, s, c, x) \vdash \exists x'. BAP(u, s, c, x, x').$$


---

### 0.3.2.5. Proof obligations e/act/WD et INITIALISATION/act/WD

The verification conditions (INV) and (FIS) ensure that the invariant is preserved and that the events are feasible. However, there are still to be verified in order to guarantee the validity of formalised objects. The division by zero is an element which testifies to this need to avoid the *silly* expressions mentioned by L. Lamport (Lamport 1994, 2002b). Writing of formal expressions is therefore perilous and must be framed by the verification conditions WD applied for guards and for actions.

---

**Proof Obligation le/act<sub>i</sub>/WD**

---

$$AX(s, c), I(s, c, x), G(u, s, c, x) \vdash WF(BAP_i(s, c, x_i)).$$


---

---

**Proof Obligation INITIALISATION/act<sub>i</sub>/WD**

---

$$AX(s, c) \vdash WD(initBAP_i(s, c, x_i))$$


---

We have presented the three kinds of verification conditions : WD, INV and FIS for validating the inductive property of the assertion  $I(s, c, x)$ . We are continuing our gradual discovery of the elements that make it possible to model a set of events, with a particular focus on events.

#### 0.3.2.5.1. Status of an event

An event  $e$  in Event-B is defined by its parameters  $u$ , its guards  $G(u, s, c, x)$  and its actions  $x : |BAP(u, s, c, x, x')$  but it can have one of three possible *status ordinary*, *convergent* or *anticipated* depending on its role. *convergent* or *anticipated* depending on the role it plays in the current machine. In principle, an Event-B machine preserves an invariant and safety properties called theorems. However, it is possible to use a *variant* to model an assertion indicated by a natural integer value or a set value. To understand this point, we need to remember that the induction rules relating to termination are expressed by a sequence of assertions  $P_n(x)$  such that for each  $n \in \mathbb{N}$ ,  $P_{n+1}$  *leads to*  $P_n$  by the observation of at least one *convergent* event. In fact, the problem is to show that the property  $existsn \in \mathbb{N}. P_n(x)$  *leads to* a property  $Q(x)$  which is linked by the implication  $P_0(x) \Rightarrow Q(x)$ . Readers familiar with temporal logics will have recognised a property of liveness expressed with the operator *leads to* denoted  $\rightsquigarrow$  (Owicki and Lamport 1982 ; Méry 1986 ; Chandy and Misra 1988 ; Méry and

Mokkedem 1992 ; Lamport 1994 ; Méry 1999). Thus, a liveness property of the form  $P(x) \rightsquigarrow Q(x)$  requires the use of an induction rule similar to that in Hoare logic such as:

If

- $I(x)$  is the invariant of the current machine,
- $R_n(x)$  is a sequence of assertions satisfying the property  $R_{n+1}(x) \rightsquigarrow R_n(x)$ , for all  $n \in \mathbb{N}$ ,
- $P(x) \wedge I(x) \Rightarrow \exists n \in \mathbb{N}. R_n(x)$
- $R_0(x) \Rightarrow Q(x)$

then  $P(x) \rightsquigarrow Q(x)$ .

In the case of our machine, the sequence  $R_n(x)$  is defined by  $R_n(x) \text{ eqdef } I(x) \wedge \text{variant} = n$ . In fact, we find the Floyd-Hoare method and a way of showing that a machine converges to a stable state, if the variant decreases it by observing convergent events. We will now define the verification conditions associated with the proof of convergence.

The variant  $\text{var} : \text{varexp}(s, c, x)$  is assumed to be defined for the current machine. Two conditions are required:

- The variant  $\text{var} : \text{varexp}(s, c, x)$  is defined for any convergent event :  $AX(s, c), I(s, c, x), G_e(u, s, c, x) \vdash \text{varexp}(s, c, x) \in \mathbb{N}$  (NAT)
- The variant  $\text{var} : \text{varexp}(s, c, x)$  varies for any event convergent event :  $AX(s, c), I(s, c, x), G_e(u, s, c, x), BAP(u, s, c, x, x') \vdash \text{varexp}(s, c, x') < \text{varexp}(s, c, x)$  (VAR)

In the case of inclusion relationship, we have the condition verification  $AX(s, c), I(s, c, x), G_e(u, s, c, x), BAP(u, s, c, x, x') \vdash \text{varexp}(s, c, x') \subset \text{varexp}(s, c, x)$  (VAR). To sum up, we have two new verification conditions produced when there are convergent events and variants.

#### Proof Obligation e/var/NAT

$$AX(s, c), I(x), G_e(u, s, c, x) \vdash \text{varexp}(s, c, x) \in \mathbb{N}$$

#### Proof Obligation e/var/VAR1

$$AX(s, c), I(s, c, x), G_e(u, s, c, x), BAP(u, s, c, x, x') \vdash \text{varexp}(s, c, x') < \text{varexp}(s, c, x)$$

#### Proof Obligation e/var/VAR2

$$AX(s, c), I(s, c, x), G_e(u, s, c, x), BAP(u, s, c, x, x') \vdash \text{varexp}(s, c, x') \subset \text{varexp}(s, c, x)$$

We have devised a small example Fig. 1 which brings together the verification conditions with variant.

#### Example - 10 (Modelling an adder)

Consider two events `evt2` and `evt3` which decrease by one unit respectively the variables  $x$  and  $y$  initialised respectively at  $x_0$  and  $y_0$  two natural integer values. These two events converge and *help* to reach a state where the two variables  $x$  and  $y$  are zero, leaving only the event `evt1` observable. Each time an event decreases  $x$  or  $y$ , it increases  $z$  by one unit. Subject to an implicit assumption of weak global fairness over the events, we can guarantee that  $z$  will be worth the sum  $x_0 + y_0$ . This example introduces the notion of a *convergent* event, and it remains to



CONTEXT *ADDC* EXTENDS  
CONSTANTS

$x0, y0,$

AXIOMS

$axm1 : x0 \in \mathbb{N}$

$axm2 : y0 \in \mathbb{N}$

MACHINE *ADDM* SEES *ADDC*  
VARIABLES

$x \ y \ z \ ok$

INVARIANTS

$inv1 : x \in 0 \dots x0$

$inv2 : y \in 0 \dots y0$

$inv4 : ok \in \text{BOOL}$

$inv3 : z = x0 - x + y0 - y$

$inv5 : ok = \text{TRUE} \Rightarrow z = x0 + y0$

Variant

$x + y$

then

$act1 : x := x0$

$act2 : y := y0$

$act3 : z := 0$

$act4 : ok := \text{FALSE}$

Event *evt1*(*ordinary*)

refines

when

$grd1 : x = 0 \wedge y = 0$

$grd2 : ok = \text{FALSE}$

then

$act1 : ok := \text{TRUE}$

Event *evt2*(*convergent*)

refines

when

$grd1 : ok = \text{FALSE}$

$grd2 : x > 0$

then

$act1 : z := z + 1$

$act2 : x := x - 1$

Event *evt3*(*convergent*)

refines

when

$grd1 : ok = \text{FALSE}$

$grd2 : y > 0$

then

$act1 : z := z + 1$

$act2 : y := y - 1$

Event *evt4*(*anticipated*)

refines

when

$grd1 : x > 1 \wedge y > 1$

then

$act1 : x, y, z, ok :$

$\left( \begin{array}{l} z' = x0 - x' + y0 - y' \\ \wedge x' \in 0 \dots x0 \\ \wedge y' \in 0 \dots y0 \\ \wedge ((x' < x \wedge y' = y) \vee (y' < y \wedge x' = x)) \\ \wedge (ok' = \text{TRUE} \Rightarrow z' = x0 + y0) \end{array} \right)$

**Figure 1.** Example of convergent and anticipated events

comment on the status of event *anticipated* to give all the possible forms of events in a basic machine. Thus, the event *evt4* is a form of anticipation of what could be added later in this machine. In fact, we are going to present the refinement which will enable us to add and specify elements due to the basic machine. In this case, we could imagine adding events which compute more quickly but which must respect and not disturb convergence.

## 0.4. Refinement of Event-B machines

The refinement relation is a mechanism which allows models (Event-B machines) to be developed in an incremental and progressive way, starting from a very abstract model and, following a chain of refinements, reaching a concrete expression of the system model. The sequence of machines is an exercise combining modelling and proof. The main idea of refinement is to diffuse the proof effort and to allow a description on several levels of abstraction of a system to be modelled. For example, a communication protocol can be modelled by a one-step communication action, expressing only the expected service. Then we can give details of the more elementary actions which contribute to this service and then we can propose a model which makes it possible to locate the actions. The modelling of the IEEE 1394 protocol (Abrial *et al.* 2003) is an example of development by refinement of a distributed algorithm which is seen as a transformation of a forest into a tree using important properties of a connected non-oriented graph. The chapter?? is devoted to the incremental development of distributed systems. The diagram below describes the general framework of the use of refinement and the relationship EXTENDS with CM which refines AM and E which is an extension of the initial domain D . We will explain some general properties of refinement and then present the verification conditions for the refinement REFINES.

### 0.4.1. Elements on the refinement

The refinement relationship can refer to several aspects of the relationship between models of the same system. To some extent, a model M1 refines a model M2, if M1 is more accurate than M2 and if it gives more information about the system being modelled. This enrichment of the current model must not call into question what has already been acquired. The refinement of Event-B machines is a practice that makes it possible to make an abstract model closer to the observed system. It proceeds by successive and increasingly precise observations, by detailing elements in the concrete model. Refinement defines a series of levels of increasingly concrete observations. The definition is based on the refinement of events and on the definition of of a glueing invariant establishing the relationship between the variables of the abstract Event-B machine and the concrete concrete variables of the concrete Event-B machine. Before defining Event-B refinement, we recall some elements linking the evolution of B to Event-B . During the first B conference (Habrias 1996) organised by H. Habrias in 1996, J.-R.Abrial (Abrial 1996b) gave a demonstration of the transition from B to Event-B while preserving the tools implemented in Atelier-B. A B machine contains operations and an Event-B machine contains events. The difference between an operation and an event is important when modelling a system and must be used with care and precision. Jean-Raymond Abrial distinguishes between two types of model: *abstract machines* and *abstract systems*. We take up the initial definitions of event refinement and describe the various verification conditions that follow from them. We give the initial definition of the refinement of two events expressed in the context of language B.

#### Definition 15 (refinement between two events (I))

Let  $x$  be the abstract variable (or list of variables) and  $I(s, c, x)$  the abstract invariant,  $y$  the concrete variable (or list of variables) and  $J(s, c, x, y)$  the concrete invariant.

Let  $c$  be a concrete event observing the variable  $y$  and  $a$  an event observing the variable  $x$  and preserving  $I(s, c, x)$ .

Event  $c$  refines event  $a$  with respect to  $x$ ,  $I(s, c, x)$ ,  $y$  and  $J(s, c, x, y)$ , if

$$AX(s, c) \vdash I(s, c, x) \wedge J(s, c, x, y) \Rightarrow [c](\neg[a](\neg J(s, c, x, y)))$$

Definition 15 is exactly the same as the definition of the refinement of *operations* in the B language (Abrial 1996a), which are replaced by *events*. We remind the reader that an event is observed and an operation is called, but that the refinement relation remains the same relation expressed by the use of wp-calculus. The two events are defined by the following relationships:

$$a \stackrel{def}{=} \left\{ \begin{array}{l} \text{any } u \text{ where} \\ \quad G(u, s, c, x) \\ \text{then} \\ \quad x : |ABAP(u, s, c, x, x') \\ \text{end} \end{array} \right. \quad c \stackrel{def}{=} \left\{ \begin{array}{l} \text{any } v \text{ where} \\ \quad H(v, s, c, y) \\ \text{witness} \\ \quad u : WP(u, s, c, v, y) \\ \quad x' : WV(v, s, c, y', x') \\ \text{then} \\ \quad y : |CBAP(v, s, c, y, y') \\ \text{end} \end{array} \right.$$

The two events  $a$  and  $c$  are normalised by a relationship called  $BA(e)(s, c, x, x')$ , which simplifies the notations used. The two events  $a$  and  $c$  are equivalent to events of the following normalized form:

- $a$  is equivalent to  $\text{begin } x : |(\exists u. G(u, s, c, x) \wedge ABAP(u, s, c, x, x')) \text{ end}$
- $c$  is equivalent to  $\text{begin } y : |(\exists v. H(v, s, c, y) \wedge CBAP(v, s, c, y, y')) \text{ end}$

From this new formulation, we can deduce a new expression for the refinement of events. The witnesses  $u : WP(u, s, c, v, y)$  (*Witness Parameter*) and  $x' : WV(v, s, c, y', x')$  (*Witness Variable*) are effective indications for the proof tool in solving an existential quantifier and will be useful at this point. We can conduct the following reasoning.

#### Explanation (Characterisation of refinement)

(Hypothesis)

$$(1) AX(s, c) \vdash I(s, c, x) \wedge J(s, c, x, y) \Rightarrow [c](\neg[a](\neg J(s, c, x, y)))$$

*equivalent to*

$$(\text{Definition of } [a]: [a](\neg J(s, c, x, y)) \equiv \forall x'. (\exists u. G(u, s, c, x) \wedge ABAP(u, s, c, x, x')) \Rightarrow \neg J(s, c, x', y))$$

$$(2) AX(s, c) \vdash I(s, c, x) \wedge J(s, c, x, y) \Rightarrow [c](\neg(\forall x'. (\exists u. G(u, s, c, x) \wedge ABAP(u, s, c, x, x')) \Rightarrow \neg J(s, c, x', y)))$$

*equivalent to*

(Transformation by simplification of logical connectives)

$$(3) AX(s, c) \vdash I(s, c, x) \wedge J(s, c, x, y) \Rightarrow [c](\exists x'. (\exists u. G(u, s, c, x) \wedge ABAP(u, s, c, x, x')) \wedge J(s, c, x', y))$$

*equivalent to*

(Definition of  $[c]$ )

$$(3) AX(s, c) \vdash I(s, c, x) \wedge J(s, c, x, y) \Rightarrow (\forall y'. (\exists v. H(v, s, c, y) \wedge CBAP(v, s, c, y, y')) \Rightarrow ((\exists x'. (\exists u. G(u, s, c, x) \wedge ABAP(u, s, c, x, x')) \wedge J(s, c, x', y'))))$$

*equivalent to*

(Transformation by quantifier elimination  $\forall$ )

$$(4) AX(s, c) \vdash I(s, c, x) \wedge J(s, c, x, y) \Rightarrow (\exists v. H(v, s, c, y) \wedge CBAP(v, s, c, y, y')) \Rightarrow ((\exists x'. (\exists u. G(u, s, c, x) \wedge ABAP(u, s, c, x, x')) \wedge J(s, c, x', y')))$$

*equivalent to*

(Transformation by elimination of connector  $\wedge$ )

$$(5) AX(s, c) \vdash I(s, c, x) \wedge J(s, c, x, y) \wedge (\exists v. H(v, s, c, y) \wedge CBAP(v, s, c, y, y')) \Rightarrow ((\exists x'. (\exists u. G(u, s, c, x) \wedge ABAP(u, s, c, x, x')) \Rightarrow J(s, c, x', y')))$$

*equivalent to*

(Transformation by elimination of quantifier  $\exists$ )

(6)  $AX(s, c) \vdash I(s, c, x) \wedge J(s, c, x, y) \wedge H(v, s, c, y) \wedge CBAP(v, s, c, y, y') \Rightarrow ((\exists x'. (\exists u. G(u, s, c, x) \wedge ABAP(u, s, c, x, x')) \wedge J(s, c, x', y'))))$

*equivalent to*

(Transformation by property of quantifier  $\exists$ )

(7)  $AX(s, c) \vdash I(s, c, x) \wedge J(s, c, x, y) \wedge H(v, s, c, y) \wedge CBAP(v, s, c, y, y') \Rightarrow ((\exists x'. ((\exists u. G(u, s, c, x) \wedge ABAP(u, s, c, x, x')) \wedge J(s, c, x', y'))))$

*equivalent to*

(Transformation by elimination of  $\wedge$ )

(8)

1)  $AX(s, c) \vdash I(s, c, x) \wedge J(s, c, x, y) \wedge H(v, s, c, y) \wedge CBAP(v, s, c, y, y') \Rightarrow ((\exists u. G(u, s, c, x))$

2)  $AX(s, c) \vdash I(s, c, x) \wedge J(s, c, x, y) \wedge H(v, s, c, x) \wedge CBAP(v, s, c, y, y') \Rightarrow ((\exists x'. \exists u. (ABAP(u, s, c, x, x') \wedge J(s, c, x', y'))))$

Thee formal interlude leads to a very simple characterisation of refinement in the form of two conditions: guard strengthening (GRD) and simulation. (SIM).

#### Property 9 (refinement between events (II))

Let  $x$  be the abstract variable (or list of variables) and  $I(s, c, x)$  the abstract invariant,  $y$  the concrete variable (or list of variables) and  $J(s, c, x, y)$  the concrete invariant. the concrete invariant.

Let  $\mathbf{c}$  be a concrete event observing the variable  $y$  and  $\mathbf{a}$  an event observing the variable  $x$  and preserving  $I(s, c, x)$ .

Event  $\mathbf{c}$  refines event  $\mathbf{a}$  with respect to  $x$ ,  $I(s, c, x)$ ,  $y$  and  $J(s, c, x, y)$

*if, and only if,*

1) (GRD)  $AX(s, c) \vdash I(s, c, x) \wedge J(s, c, x, y) \wedge H(v, s, c, x) \wedge CBAP(v, s, c, y, y') \Rightarrow \exists u. G(u, s, c, x)$

2) (SIM)  $AX(s, c) \vdash I(s, c, x) \wedge J(s, c, x, y) \wedge H(v, s, c, x) \wedge CBAP(v, s, c, y, y') \Rightarrow ((\exists x'. \exists u. ABAP(u, s, c, x, x') \wedge J(s, c, x', y')))$

The condition GRD indicates that in the refinement of  $\mathbf{a}$  by  $\mathbf{c}$ , the concrete guard ( $H(v, s, c, y)$ ) is stronger than the abstract guard ( $\exists u. G(u, s, c, x)$ ). In this case, the witness  $u : WP(u, s, c, v, y)$  makes it possible to remove the existential quantification and the condition GRD) is then transformed into the form:

– (GRD-WIT)  $AX(s, c), WP(u, s, c, v, y) \vdash I(s, c, x) \wedge J(s, c, x, y) \wedge H(v, s, c, x) \wedge CBAP(v, s, c, y, y') \Rightarrow G(u, s, c, x)$

– (SIM-WIT)  $AX(s, c), WP(u, s, c, v, y), WV(v, s, c, y', x') \vdash I(s, c, x) \wedge J(s, c, x, y) \wedge H(v, s, c, x) \wedge CBAP(v, s, c, y, y') \Rightarrow ABAP(u, s, c, x, x') \wedge J(s, c, x', y')$

The witnesses  $u : WP(u, s, c, v, y)$  and  $x' (x' : WV(v, s, c, y', x'))$  must exist and it is therefore important to add two new feasibility conditions, noted WFIS, which requires proving the existence of  $u$  and  $x'$ :

– (WFIS(u))  $AX(s, c) \vdash I(s, c, x) \wedge J(s, c, x, y) \wedge H(v, s, c, x) \wedge CBAP(v, s, c, y, y') \Rightarrow \exists u. WP(u, s, c, v, y')$

– (WFIS(x'))  $AX(s, c) \vdash I(s, c, x) \wedge J(s, c, x, y) \wedge H(v, s, c, x) \wedge CBAP(v, s, c, y, y') \Rightarrow \exists x'. WV(v, s, c, y', x')$

We have omitted the verification condition corresponding to the initialization and it is simply obtained by the same transformations as before. We summarize the list of proof obligations required for checking

**Property 10** (verification condition for refinement initialisation)

Let  $AINit(s, c, x')$  and  $CInit(s, c, y')$  be the initialization predicates for the abstract machine and the concrete machine respectively. The refinement condition for initialization is an adaptation of the refinement relation:

$$(INIT) AX(s, c) \vdash CInit(s, c, y') \Rightarrow ((\exists x'. (AINit(s, c, x') \wedge J(s, c, x', y'))))$$

In order to simplify the conditions stated as sequents, we apply two very simple rules for calculating sequents.

**Property 11** (simplification of sequents)

- 1)  $AX(s, c), H \vdash P_1 \Rightarrow P_2 \Rightarrow \dots \Rightarrow P_n \Rightarrow Q$  est equivalent to  $AX(s, c), H, P_1, P_2, \dots, P_n \vdash Q$
- 2)  $AX(s, c), H \vdash P_1 \wedge P_2 \wedge \dots \wedge P_n$  est equivalent to
  - a)  $AX(s, c), H \vdash P_1$
  - b)  $\dots$
  - c)  $AX(s, c), H \vdash P_n$

By applying these two rules to our various verification conditions, we obtain the list of verification conditions expressed by sequents. We give a list of the verification conditions to be produced and verified to ensure the refinement of the abstract machine by the concrete machine. The two events are related by the refinement relationship.

**Property 12** (Proof obligations for Event-B refinement)

- (INIT)  $AX(s, c), CInit(s, c, y') \vdash \exists x'. (AINit(s, c, x') \wedge J(s, c, x', y'))$
- (GRD)  $AX(s, c), I(s, c, x), J(s, c, x, y), H(v, s, c, x), CBAP(v, s, c, y, y') \vdash ((\exists u. G(u, s, c, x)))$
- (GRD-WIT)  $AX(s, c), I(s, c, x), J(s, c, x, y), H(v, s, c, x), CBAP(v, s, c, y, y'), WP(u, s, c, v, y) \vdash G(u, s, c, x)$
- (SIM)  $AX(s, c), I(s, c, x), J(s, c, x, y), H(v, s, c, x), CBAP(v, s, c, y, y') \vdash ((\exists x'. (\exists u. ABAP(u, s, c, x, x')) \wedge J(s, c, x', y')))$
- (SIM-WIT)  $AX(s, c), I(s, c, x), J(s, c, x, y), H(v, s, c, x), CBAP(v, s, c, y, y'), WP(u, s, c, v, y), WV(v, s, c, y, x') \vdash ABAP(u, s, c, x, x') \wedge J(s, c, x', y')$
- (WFIS-P)  $AX(s, c) \vdash I(s, c, x) \wedge J(s, c, x, y) \wedge H(v, s, c, x) \wedge CBAP(v, s, c, y, y') \vdash \exists u. WP(u, s, c, v, y)$
- (WFIS-V)  $AX(s, c) \vdash I(s, c, x) \wedge J(s, c, x, y) \wedge H(v, s, c, x) \wedge CBAP(v, s, c, y, y') \vdash \exists x'. WV(v, s, c, y, x')$
- (TH)  $AX(s, c) \vdash I(s, c, x) \wedge J(s, c, x, y) \vdash SAFE_1(s, c, x, y)$

Now, we describe the concept of refinement in the language itself and illustrate these conditions, to show their role and impact on correct development by construction. From a methodological and proof-theoretical point of view, the explicit witnesses are an effective help for the proof tool.

**0.4.2. Refinement machines in Event-B****0.4.2.1. The structure of refinement machine**

A basic abstract machine is described in sub-section 0.3.2 does not include a reference to a more abstract machine and the clause `refines` clause did not appear in the version presented. We establish a refinement relationship between a machine denoted **CM** and another machine denoted **AM**.

```

MACHINE CM   REFINES  AM
SEES  E
VARIABLES  y
INVARIANTS
  jnv1 : J1(s, c, x, y)
  ...
  jnvr : Jr(s, c, x, y)
THEOREMS
  th1 : SAFE1(s, c, x, y)
  ...
  thn : SAFEn(s, c, x, y)
VARIANTS
  var1 : varexp1(s, c, y)
  ...
  vart : varexpt(s, c, y)
EVENTS
  Event initialisation
    begin
      y : |(CInit(s, c, y'))
    end
  ...
  Event c
    refines a
    any v where
      H(v, s, c, y)
    witness
      u : WP(u, s, c, v, y)
      x' : WV(v, s, c, y', x')
    then
      y : |CBAP(v, s, c, y, y')
    end
  ...
END

```

– The machine **CM** is a model describing a set of events  $E(\text{CM})$  modifying the  $y$  variable declared in the clause **VARIABLES**.

– A clause **REFINES** indicates that the **CM** machine refines a **AM** machine and  $E(\text{AM})$  is the set of abstract events in **AM**.

– A particular event defines the initialisation of variable  $y$  according to the relationship  $CInit(s, c, y')$ .

– The property “Event **c** refines event **a** with respect to  $x, I(s, c, x), y$  and  $J(s, c, x, y)$ ” is denoted by the expression **c refines a**. Events **a** and **c** are attached to two machines **AM** and **CM**; the invariant attached to each event is the invariant of its machine.

– A clause **INVARIANTS** describes the inductive invariant  $J(s, c, x, y)$  that this machine is assumed to respect provided that the associated verification conditions are shown to be valid in the theory induced by the context **E** mentioned by the clause **SEES**.  $J(s, c, x, y)$  is the gluing invariant linking the variable  $y$  to the variable  $x$ .

– The clause **THEOREMS** introduces the list of safety properties derived in the theory. These properties relate to the variables  $y$  and  $x$  and must be proved valid. It is possible to add theorems about sets and constants; this can help the proofs to be carried out during the verification process.

– To conclude this description, we would like to add that events can carry very important information for the proof process, in particular for proposing witnesses during event refinement. Furthermore, each event has a status (ordinary, convergent, anticipated) which is important in the production of verification conditions. The clause **VARIANTS** is linked to events of convergent and anticipated status. The event **c** (concrete) explicitly refines an event **a** of the **AM** machine.

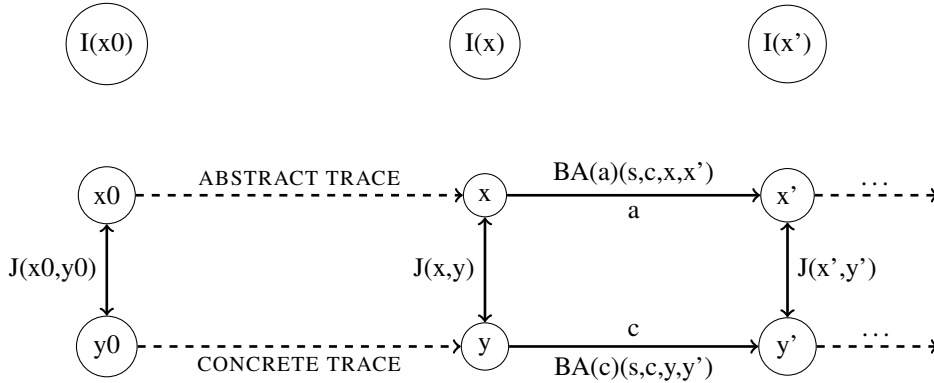
The diagram in figure 2 describes the organisation of Event-B machines and Event-B contexts according to relationship **SEES**, **EXTENDS** and **REFINES**. We have defined the refinement relation for two events **a** and **c** and we can propose an extension for machines. We denote **refines** the refinement relation defined in the previous section for events and it is possible that several concret events in **CM** refine an abstract event **a** and it is possible to have a concrete event **e** which is refining several abstract events and it will be a special case called *merging of abstract events*.

#### Definition 16 (Event-B machine refinement **REFINES**)

The machine **CM** refines the machine **AM**, if any event **c** of **CM** refines an event **a** of **AM** :

$$\forall c. c \in E(\text{CM}) \Rightarrow \exists a. a \in E(\text{AM}) \wedge c \text{ refines } a.$$

Each machine has an event **skip** which does not modify the machine’s variables. A concrete event **c** can refine an event **skip** whose effect is not to modify  $x$  in the abstract machine **AM**. We assume that the invariant of **AM** is  $I(s, c, x)$  and that the initialisation of **AM** is  $AInit(s, c, x')$ . The philosophy of incremental modelling is based on the need to support proofs, and requires modelling to be carried out in conjunction with proofs. The proof witnesses are used to give properties of the parameter  $u$  and the variable  $x$  which have disappeared in the machine **CM** but for which the user must give an expression according to the state of **CM**. In the diagram below, the schematisation of the refinement relationship shows what is gained. Indeed,  $I(s, c, x)$  is not *reproved* but is preserved insofar as the event **c** does not invalidate  $I(s, s, x)$  at the next step.



**Figure 2.** Refinement between two machines

We give a very simple example which shows what the refinement of two machines can express.

#### Example - 11 Example of clock

A machine M1 models hours or a machine M1 reports observations of hours and a machine M2 reports hours and minutes. These machines are described in figure 3. This is a very special case of refinement called *superposition* and the proof is fairly straightforward. The event *skip* is explicitly added in our text but it is left implicit in the Rodin archive.

We will now use the verification conditions set out in the 12 property, to give the identifications of the verification conditions as they appear in the Rodin tool.

#### 0.4.3. Proof obligations for refinement

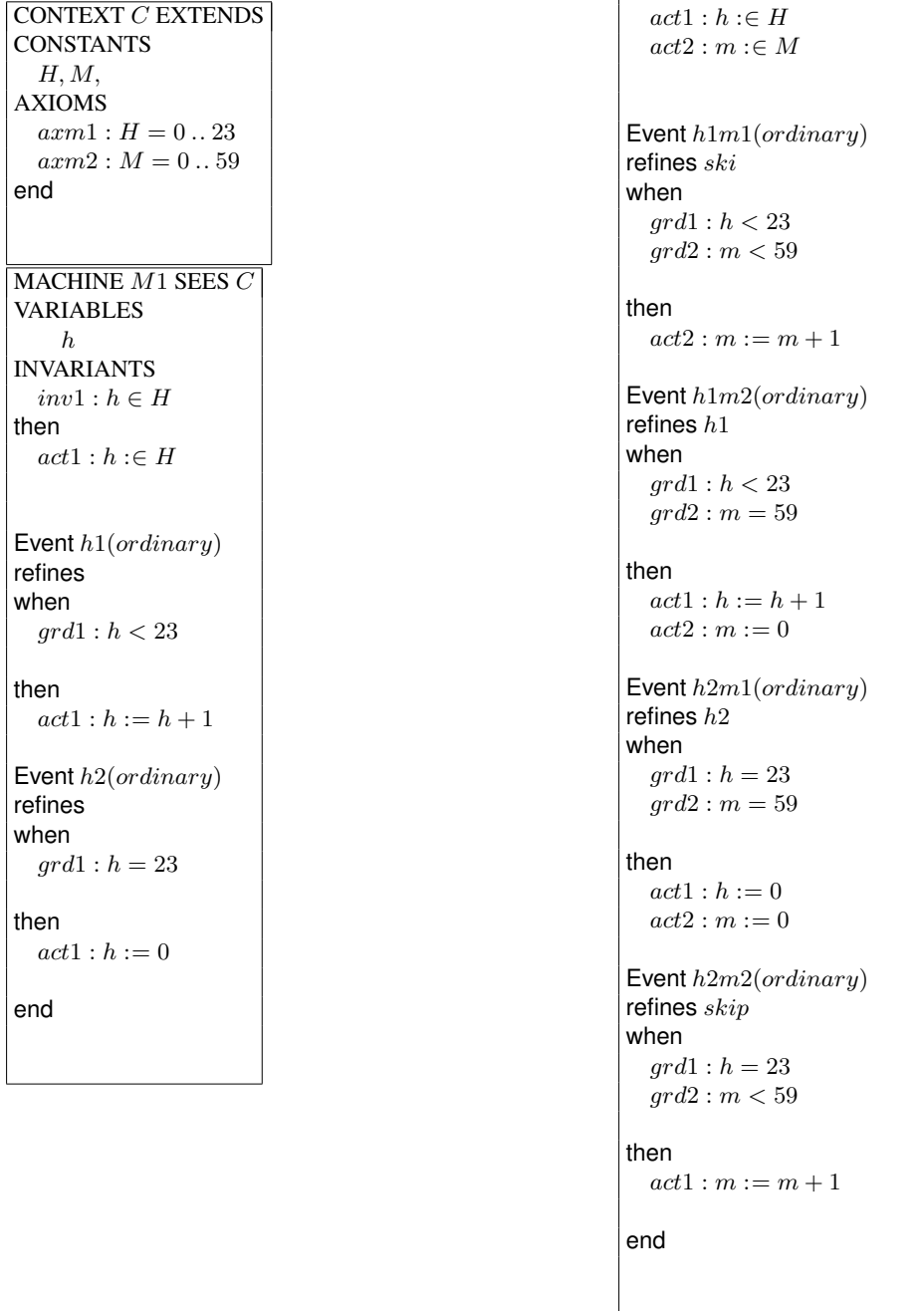
The verification conditions for refinement are identical to those we have already presented, with one important difference: they use abstract elements such as the abstract invariant and the abstract event. Simplification of the conditions is enhanced by reference to explicit witnesses. Finally, the gluing invariant  $J(s, c, x, y)$  states a relationship between the abstract variables  $x$  and the concrete variables  $y$ , and these two expressions in fact designate a list of variables. It is possible to simplify the verification conditions when there is a variable  $z$  in the abstract machine AM which is declared in the concrete machine CM in the form  $z$ . The translation must take the context into account and we could use  $az$  for AM and  $cz$ . The link between the two variables would then be explained by the relationship  $az = cz$ . The choice is to keep the expression  $z$  which is both an occurrence of an abstract variable and an occurrence of a concrete variable. In the figure 3,  $h$  is an abstract variable of M1 and a concrete variable in M2.

#### Example - 12 Abstract and concrete variables

Figure 4 gives an example of an abstract variable  $y$  which disappears in the concrete machine in the form  $z$ . Note the role of the witness  $y'$  which links  $y'$  and  $z'$  in the initialisation of the machine M2.

##### 0.4.3.1. Proof obligations for INITIALISATION

Initialization conditions accompany and complete the diagram ?? and two verification conditions are derived. We make assumptions about the definition of  $CInit(s, c, y')$  which can have various decomposed forms. We assume that  $J(s, c, x, y)$  is a conjunction of properties  $inv_i : J_i(x, y)$  and a witness  $x' : WV(s, c, y', x')$  is associated with this event. This simplifies the expression of the condition.



**Figure 3.** Refinement machines for minutes and hours



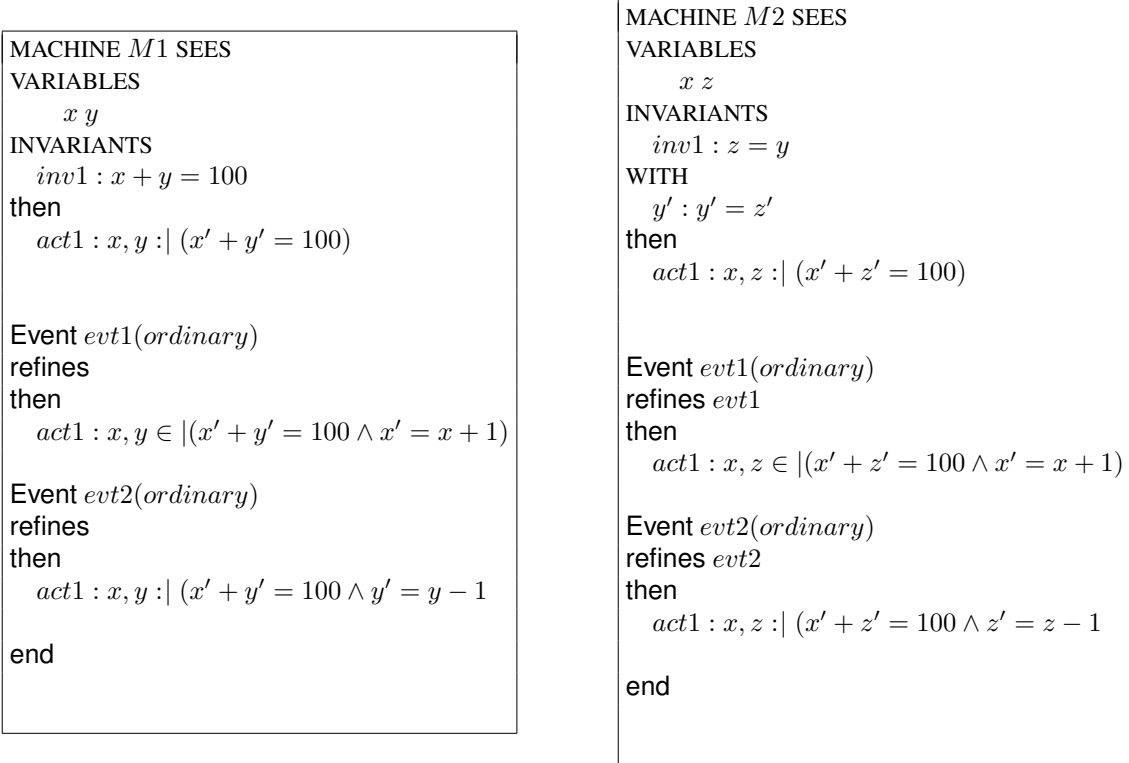


Figure 4. Abstract and concrete variable

**Proof Obligation** INITIALISATION/*jnv<sub>i</sub>*/INV

$$AX(s, c), CInit(s, c, y'), WV(s, c, y', x') \vdash AInit(s, c, x') \wedge J_i(x', y')$$

A second condition is the same as for the basic case and consists in showing that the initial state exists.

**Proof Obligation** INITIALISATION/*act<sub>i</sub>*/WF

$$AX(s, c) \vdash WD(CInit_i(s, c, y_i))$$

Here again we can see the role of the witness, who really helps the work of the proof assistant.

**0.4.3.2. Proof obligations for refinement e//INV et e//FIS**

To keep the rules as simple as possible, we assume that there are two witnesses:

- a witness for *u* denoted WP(*u, s, c, v, y*)
- a witness for *x'* denoted WV(*s, c, y', x'*)

Existential quantifications are replaced by witnesses and allow us to derive verification conditions for the refinement with a naming specific to Rodin.

The abstract guard  $G(s, c, x)$  is labelled *grd* :  $G(s, c, x)$  and note that the concrete guard  $H(s, c, y)$  under the conditions of the invariants  $I(s, c, x)$  and  $J(s, c, x, y)$  implies (and triggers) the abstract guard.

**Proof Obligation c/gr/GRD**

$$AX(s, c), I(s, c, x), J(s, c, x, y), H(v, s, c, x), WP(u, s, c, v, y) \vdash G(u, s, c, x)$$

The second verification condition also uses the second witness. Our starting point is the following property:

$$AX(s, c), I(s, c, x), J(s, c, x, y), H(v, s, c, x), CBAP(v, s, c, y, y') \vdash \exists x'. (\exists u. ABAP(u, s, c, x, x')) \wedge J(s, c, x', y')$$

which expresses both the preservation of the  $J$  invariant and the simulation of the abstract action by the concrete action. If we obtain the following expression:

$$AX(s, c), I(s, c, x), J(s, c, x, y), H(v, s, c, x), CBAP(v, s, c, y, y'), WP(u, s, c, v, y), WV(v, s, c, y', x') \vdash ABAP(u, s, c, x, x') \wedge J(s, c, x', y')$$

Then we use the conjunction property by stating two conditions, one for preserving the invariant and the other for simulating it. We assume that the invariant  $J$  is labelled *inv* ( $inv : J(s, c, x, y)$ ) and that the action corresponding to event  $c$  is labelled *act* ( $act : x : |ABAP(u, s, c, x, x')$ ).

**Proof Obligation c/inv/INV**

$$\begin{aligned} &AX(s, c), \\ &I(s, c, x), J(s, c, x, y), \\ &H(v, s, c, x), CBAP(v, s, c, y, y'), \\ &WP(u, s, c, v, y), WV(v, s, c, y', x') \\ &\vdash J(s, c, x', y') \end{aligned}$$

**Proof Obligation c/act/SIM**

$$\begin{aligned} &AX(s, c), \\ &I(s, c, x), J(s, c, x, y), \\ &H(v, s, c, x), CBAP(v, s, c, y, y'), \\ &WP(u, s, c, v, y), WV(v, s, c, y', x') \\ &\vdash ABAP(u, s, c, x, x') \end{aligned}$$

The simplification provided by the witnesses must be guaranteed and it must be shown that the conditions defined by the axioms and the two invariants guarantee the existence of the two witnesses. To do this, it is sufficient to prove that witness  $u$  and witness  $x'$  exist.

**Proof Obligation c/u/WFIS**

$$AX(s, c), I(s, c, x), J(s, c, x, y) \wedge H(v, s, c, x) \vdash \exists u. WP(u, s, c, v, y)$$

**Proof Obligation c/x'/WFIS**

$$AX(s, c), I(s, c, x), J(s, c, x, y), H(v, s, c, x) \wedge CBAP(v, s, c, y, y') \vdash \exists x'. WV(v, s, c, y', x')$$

We have detailed the verification conditions that are produced by the Rodin platform and that must be proven by the proof tool.

#### 0.4.3.3. Additional proof obligations

The verification conditions are completed by the conditions associated with the events *convergent* or *anticipated*. Simply add the invariant  $J(s, c, s, y)$  and we assume that  $H(v, s, c, y)$  is the guard of the concrete event  $c$ .

##### Proof Obligation $c/\text{var}/\text{NAT}$

$$AX(s, c), I(s, c, x), J(s, c, x, y), H(v, s, c, y) \vdash \text{varexp}(s, c, y) \in \mathbb{N}$$

##### Proof Obligation $c/\text{var}/\text{VAR}$

$$AX(s, c), I(s, c, x), J(s, c, x, y), H(v, s, c, y), BAP(v, s, c, y, y') \vdash \text{varexp}(s, c, y') < \text{varexp}(s, c, y)$$

Finally, there is one last condition associated with the proof of theorems.  $th$  is the label of the theorem  $SAFE(s, c, x, y)$ .

##### Proof Obligation $th/TH$

$$AX(s, c), I(s, c, x), J(s, c, x, y) \vdash SAFE(s, c, x, y)$$

The verification conditions are expressed as sequents and are subjected in the Rodin platform to the various proof tools available, sometimes with decisive human interaction. These additional verification conditions are necessary to play a role in establishing the observation of a convergent (or helpful) event. These events are reminiscent of the help functions in Pnueli (Manna and Pnueli 1984) or the critical actions of MÃ©ry (MÃ©ry 1986). Their role is clearer when we consider Pnueli's induction rules or Lamport's rules for TLA, which is even more complete with fairness hypotheses. We can also mention the rule of progression by observation of a given event in the case of UNITY (Chandy and Misra 1988). For anticipated events, the idea is to develop progressively but to be able to add events across the board that won't call everything into question. In fact, when a machine is defined either by refinement or by creation, the model frame fixes the variables which cannot be modified subsequently, since the events which will be added in the next refinement must not invalidate the invariant of the refined machine, and in the case of new events, they must refine *skip*, i.e. not modify the variables of the refined machine. To a certain extent, it is important that all the events are introduced at the current level, but we don't know them all and the idea is to use an anticipated event which is still imprecise but which maintains the current invariant. This is the case when we are going to develop a sequential algorithm from a pre.post specification and it is quite simple to anticipate a calculation loop before delivering the result satisfying the postcondition. In this way, the anticipated event makes it possible to express that something is happening before the final computation event is observed.

#### 0.4.3.4. Fusion of events

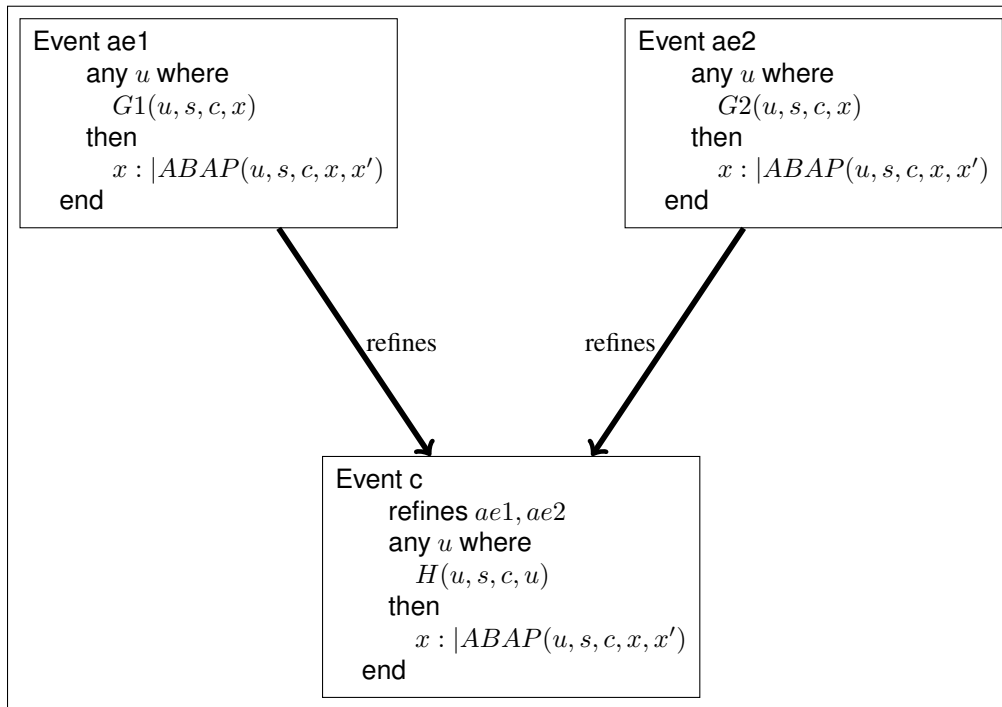
In the refinement of a machine  $AM$  by  $CM$ , the definition 16 is reduced to this expression  $\forall c. c \in E(CM) \Rightarrow \exists a. a \in E(AM) \wedge e \text{ refines } a$ . Every concrete event  $c$  in  $CM$  corresponds to an abstract event  $a$  and is linked by the relation *refines* and in a way, we could understand that the number of abstract events is less than the number of concrete events. This is not the case and it is possible to reduce the number of events per refinement by using event merging with very strong assumptions. Thus, by merging two abstract events  $a1$  and  $a2$ , we obtain a concrete event  $ca1+a2$  which refines each of the two events, but the condition is that the action of two abstract be syntactically identical. The condition is strong but allows us to merge and simplify the concrete models. Merging two events is an important mechanism for completing the Event-B refinement. This possibility requires

strong conditions on the actions, which must be identical for all three events. As shown in the diagram in figure ??, the guards  $G1$  and  $G2$  are reinforced by the guard  $H$  and the verification condition is very simply the expression of this reinforcement.

#### Proof Obligation c/MRG

$$AX(s, c), I(s, c, x), H(v, s, c, y) \vdash G_1(s, c, x) \vee G_2(s, c, x)$$

The conditions for applying this merging are very restrictive, but we will give an example of its application. In a case study, we used this merge to reduce a set of events to a single event. As a result, it can be seen that during refinement either the number of events is increased or reduced, depending on the case.



**Figure 5.** Fusion de deux Événements

We will demonstrate this rule by calculating the maximum of two numbers. The context MRG0 defines the integer values  $a$  and  $b$ , and we will ensure that  $\text{sup}$  contains the larger of the two. The larger of the two values is the one we're looking for.

```

CONTEXT MRG0
CONSTANTS
m a, b
AXIOMS
a axm1 : a ∈ ℤ ∧ b ∈ ℤ
x imalededex.END

```

This machine compares two values and assigns the value of the maximum to  $\text{sup}$ . The variable  $\text{ok}$  controls this machine. When  $\text{ok}$  is TRUE,  $\text{sup}$  contains the maximum.

```

MACHINE  MRG1
SEES    MRG0
VARIABLES
  i, j, ok, sup
INVARIANTS
  inv1 : i ∈ ℤ ∧ j ∈ ℤ ∧ ok ∈ BOOL ∧ sup ∈ ℤ
  inv2 : i = a ∧ j = b
  inv3 : ok = TRUE ⇒ sup ≥ i ∧ sup ≥ j ∧ sup ∈ {a, b}
Event INITIALISATION
  BEGIN
    act1 : i := a
    act2 : j := b
    act3 : ok := FALSE
    act4 : sup := a
  END
Event e1
  WHEN
    grd1 : i < j
    grd2 : ok = FALSE
  THEN
    act1 : sup := j
    act2 : ok := TRUE
  END
Event e2
  WHEN
    grd1 : i ≥ j
    grd2 : ok = FALSE
  THEN
    act1 : sup := i
    act2 : ok := TRUE
  END
END

```

Before applying the MRG rule, we must construct a refinement of this machine that satisfies the application conditions. This means refining e1 and e2 so that the action is identical for each event. The MRG2 machine refines the MRG1 machine, and the actions of the two events are identical.

```

MACHINE MRG2
  REFINES MRG1
SEES MRG0
VARIABLES
   $i, j, ok, sup$ 
Event INITIALISATION
  BEGIN
     $act1 : i := a$ 
     $act2 : j := b$ 
     $act3 : ok := FALSE$ 
     $act4 : sup \in \mathbb{Z}$ 
  END
Event e1 REFINES e1
  WHEN
     $grd1 : i < j$ 
     $grd2 : ok = FALSE$ 
  THEN
    
$$act1 : sup, ok : \left( \begin{array}{l} ok = FALSE \wedge \\ (i < j \Rightarrow sup' = j) \\ \wedge \\ (i \geq j \Rightarrow sup' = i) \\ \wedge \\ ok' = TRUE \end{array} \right)$$

  END
Event e2
  REFINES e2
  WHEN
     $grd1 : i \geq j$ 
     $grd2 : ok = FALSE$ 
  THEN
    
$$act1 : sup, ok : \left( \begin{array}{l} ok = FALSE \wedge \\ (i < j \Rightarrow sup' = j) \\ \wedge \\ (i \geq j \Rightarrow sup' = i) \wedge \\ ok' = TRUE \end{array} \right)$$

  END
END

```

We can apply the rule for merging the two events and construct an event  $merge(e1;e2)$  which corresponds to a conditional instruction. Figure 6 illustrates the application of this rule and gives a view of the events. The proof is fairly easy, since the  $H$  condition reduces to  $TRUE$ .

```

MACHINE MRG3
  REFINES MRG2
SEES MRG0
VARIABLES
   $i, j, ok, sup$ 
Event INITIALISATION
  BEGIN
     $act1 : i := a$ 
     $act2 : j := b$ 
     $act3 : ok := FALSE$ 
     $act4 : sup \in \mathbb{Z}$ 
  END
Event mrege(e1,e2)
  REFINES e1, e2
  WHEN
     $grd2 : ok = FALSE$ 
  THEN
    
$$act1 : sup, ok : \left( \begin{array}{l} ok = FALSE \wedge \\ (i < j \Rightarrow sup' = j) \\ \wedge \\ (i \geq j \Rightarrow sup' = i) \\ \wedge \\ ok' = TRUE \end{array} \right)$$

  END

```

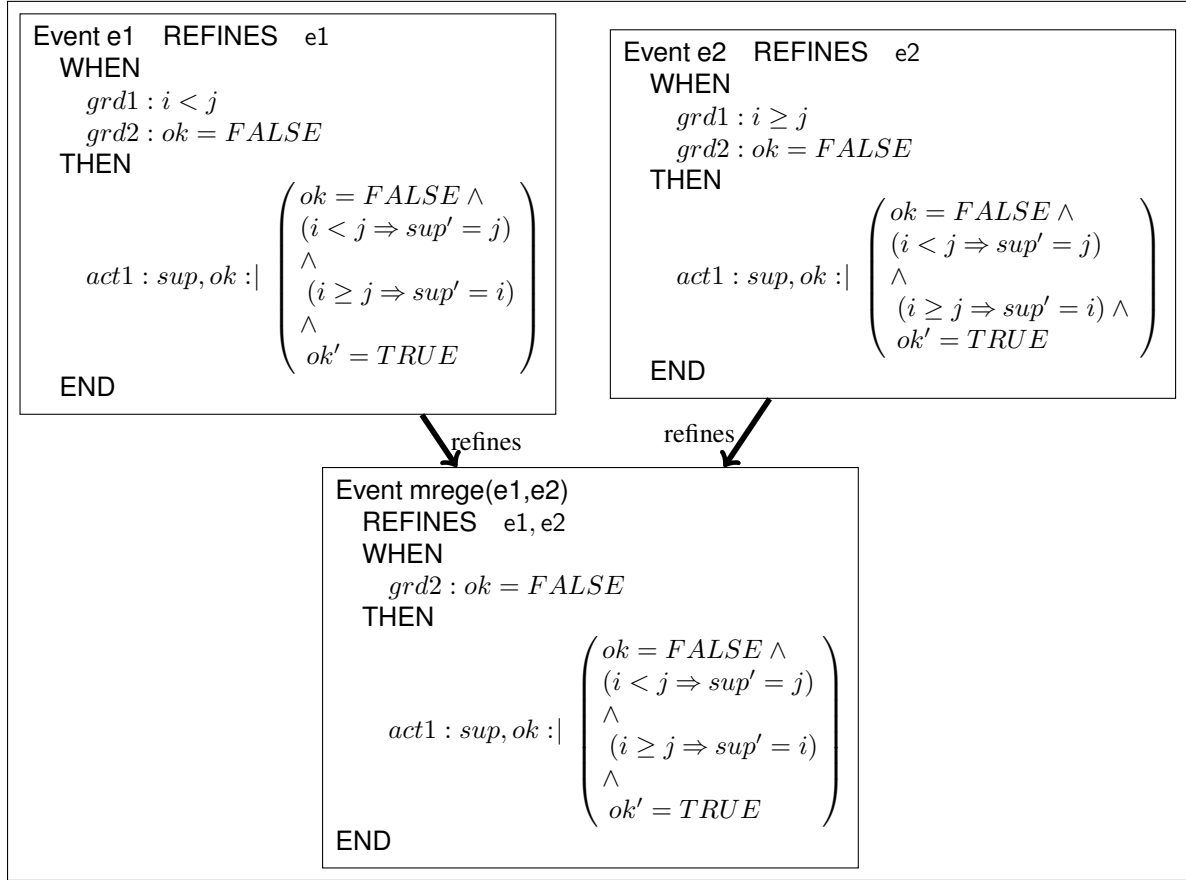
This merging rule will be used in the chapter ?? when developing sequential algorithms. Refinement is an operation that allows new events to be introduced as well as reinforcing existing events, and in the case of this rule, it allows the number of events to be reduced.

## 0.5. Summary

We take up the elements of the Event-B language by developing a somplified abacus system, in order to illustrate the modelling language, refinement, ordinary, anticipated and convergent events, witnesses, invariants and safety properties. Other examples will be developed in the following chapters and will illustrate the modelling possibilities of Event-B .

### 0.5.1. Playing with Event-B

We are dealing with a simple example to illustrate the various elements we have already presented, but it is clear that the other chapters will be illustrations of the use of the Event-B language with the Rodin platform or the Atelier-B platform. In fact, we have an idea of a simple system for calculating the *addition* function, and this method is the one that the school teacher taught when the author was 6 years old and discovering numbers and calculations. Figure 7 shows the contexts and machines used to describe the rules for using the abacus. The abacus



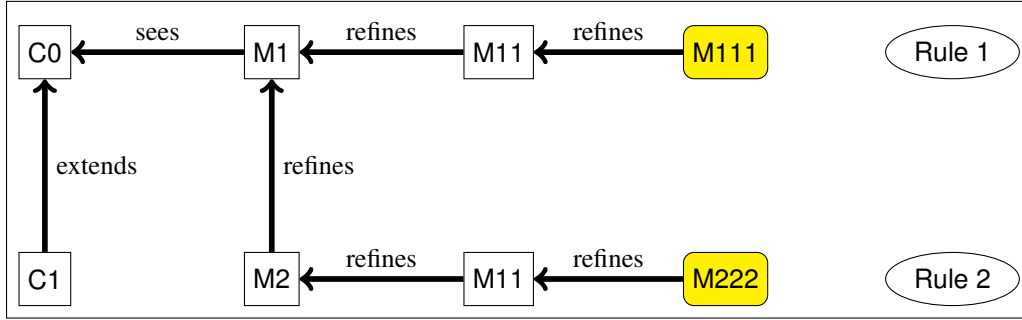
**Figure 6.** Fusion des deux Événements  $e1$  et  $e2$

can be used either by moving the balls from top to bottom in one move (rule 1), or by moving them one after the other (rule 2). Formally, the problem to solve can be defined as follow using a contract-based notation.

variables $x, y, r, ok$	
requires	$x_0 \in \mathbb{N}$
	$y_0 \in \mathbb{N}$
	$r_0 \in \mathbb{Z}$
	$ok_0 \in \text{BOOL}$
ensures	$r_f = x_0 + y_0$
	$ok_f = \text{TRUE}$

The contract expresses a relationship between the initial values of  $x$  and  $y$ , denoted  $x_0$  and  $y_0$ . This relationship simply expresses that the final value of the variable  $r$  noted  $r_f$  is the sum  $x_0 + y_0$ . Obviously, we use the mathematical operator  $+$  and we aim to construct, by refinement, a set of events modelling the movements of the abacus and calculating the operator  $+$ .

Two contexts are mentioned in the figure 7 namely  $C0$  and  $C1$ .  $C0$  is the context for defining the two integer values  $a$  and  $b$  used for the computation. They are the *inputs* for short.



**Figure 7.** Organisation of refinements for ABACUS

$a$  and  $b$  are two natural numbers and are defined in context  $C0$ . In context  $C1$ , we define the balls of the abacus and the two sets of balls representing sets with cardinalities corresponding to  $a$  and  $b$ .

```
CONTEXT C0 EXTENDS
CONSTANTS
  a, b,
AXIOMS
  axm1 :  $a \in \mathbb{N}$ 
  axm2 :  $b \in \mathbb{N}$ 
end
```

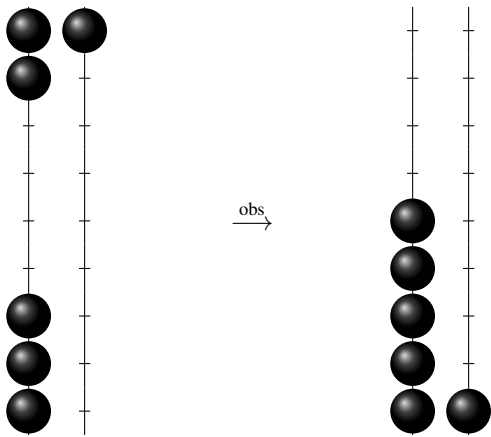
```
CONTEXT C1 EXTENDS C0
SETS
  B

CONSTANTS
  seta, setb, ball,
AXIOMS
  axm1 :  $B \neq \emptyset \wedge \text{finite}(B)$ 
  axm5 :  $\text{seta} \subseteq B \wedge \text{card}(\text{seta}) = a$ 
  axm2 :  $\text{setb} \subseteq B \wedge \text{card}(\text{setb}) = b$ 
  axm3 :  $\text{seta} \cap \text{setb} = \emptyset$ 
  axm4 :  $\text{finite}(\text{seta}) \wedge \text{finite}(\text{setb})$ 
  axm6 :  $\text{ball} \in B$ 
end
```

The aim of this modelling is to show the link between the mathematical function  $+$  and its calculation using two calculation rules, using variable refinement and abstraction. The representation of a number  $n$  on the abacus is a set of  $n$  balls. Figure 7 gives the set of contexts and machines modelling the two rules, and we're going to detail the different components.

#### 0.5.1.1. Rule 1

Rule 1



The event `obs` triggers the mechanism for passing the two top balls onto the three bottom balls. The result is obtained by counting the number of lower balls. We could use the gaseous method, which would lead us to observe that the lower balls rise. Whatever process is used, it is completed when the right ball is at the bottom (resp. at the top). Rule 1 for using the abacus is to move the balls from the top to the bottom and to update an indicator showing that the rule has been applied once and only this rule is applied.

The machine  $M1$  with the context  $C0$  models the contract associated with the addition function. The event `calling_a_function` models the relationship between the values before and after this event. Then the machine  $M11$  refines  $M1$  by introducing a modelling of the variables by sets of balls `setr` and `setok` initially containing a number of balls corresponding to the value of the variables `setr` and `setok`. The refinement is then continued by hiding the variables `r` and `ok` and the event `obs` models that of the figure on the left.



The machine M1 is simply expressing the contract as an event `calling_a_function`. After observing the event `calling_a_function`, the variable `ok` is set to `TRUE` and `r` is set to  $a + b$ . The event `computing` is *anticipating* a hidden computation process. The machine M1 is refined into a refinement machine M1. Two new variables `setr` and `setok` are introduced and the invariant expresses a relationship between `ok`, `r`, `setr` and `setok`.

```

MACHINE M1 SEES C1
VARIABLES
  r ok
INVARIANTS
  inv1 : r ∈ ℤ
  inv2 : ok ∈ BOOL
  inv3 : ok = TRUE ⇒ r = a + b
then
  act3 : ok := FALSE
  act4 : r := a + b

Event calling_a_function(ordinary)
refines
when
  grd1 : ok = FALSE

then
  act1 : ok := TRUE
  act2 : r := a + b

Event computing(anticipated)
refines
then
  act1 : r, ok :| (ok' ∈ BOOL ∧ r' ∈ ℤ
    ∧ (ok' = TRUE ⇒ r' = a + b))
end

```

**MACHINE** M11 SEES C1

**VARIABLES**

*r ok setr setok*

**INVARIANTS**

*inv1 : setr ⊆ B ∧ setok ⊆ B*

*inv5 : setok = {ball} ⇒ setr = seta ∪ setb*

*inv2 : setok = {ball} ⇒ ok = TRUE*

*inv3 : ok = TRUE ⇒ setok = {ball}*

*inv6 : card(setr) = r*

*inv7 : setok ⊆ {ball}*

**then**

*act4 :*

*r, setr, ok, setok :|* 
$$\left( \begin{array}{l} ' = 0 \wedge ok' = FALSE \\ \wedge setok' = \emptyset \\ \wedge \\ setr' = \emptyset \end{array} \right)$$

**Event** *obs*(ordinary)

**refines** *calling\_a\_function*

**when**

*grd1 : ok = FALSE*

*grd2 : setok = ∅*

**then**

*act1 : ok := TRUE*

*act2 : r := a + b*

*act3 : setr := seta ∪ setb*

*act4 : setok := {ball}*

**Event** *computing*(anticipated)

**refines** *computing*

**then**

*act1 :*

*r, ok, setr, setok :| (ok' ∈ BOOL ∧ r' ∈ ℤ ∧ setok' ⊆ {ball}*  
 $\wedge (setok' = \{ball\} \Rightarrow ok' = TRUE \wedge setr' = seta \cup setb \wedge r' = a + b)$   
 $\wedge (ok' = TRUE \Rightarrow r' = a + b \wedge setok' = \{ball\} \wedge setr' = seta \cup setb \wedge card(setr') = r')$

**end**

The refinement machine M11 was used to introduce two new variables to model the ranks of the abacus. It is an intermediate machine and is refined into a refinement machine M111 where the variables `ok` and `r` are hidden. The event `obs` models the passage of the balls from the top to the bottom in a single move. This machine illustrates the use of cookies in the INITIALISATION event. The event `obs` is simulating the rule 1.

```

MACHINE M111 SEES C1
VARIABLES
    setr setok
WITH
    r' : r' = 0
    ok' : ok' = FALSE
then
    act4 :
    setr, setok :| (setok' =  $\emptyset$   $\wedge$ 
    setr' =  $\emptyset$ )

Event obs(ordinary)
refines obs
when
    grd2 : setok =  $\emptyset$ 

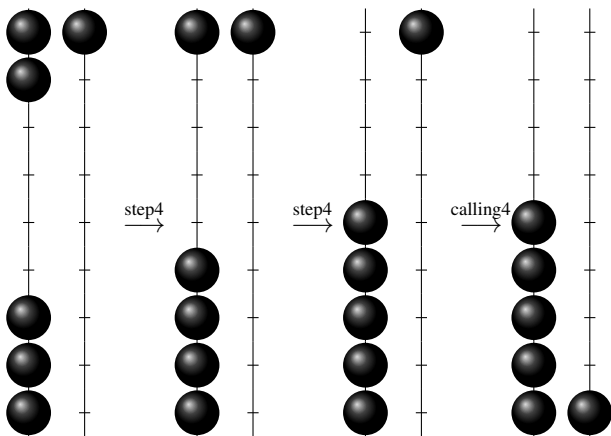
then
    act3 : setr := seta  $\cup$  setb
    act4 : setok := {ball}

Event computing(anticipated)
refines computing
WITH
    r' : r' = card(setr')
    ok' : (setok' = {ball}  $\Rightarrow$  ok' = TRUE)  $\wedge$  (setok' =  $\emptyset$   $\Rightarrow$  ok' = FALSE)
then
    act1 :
    setr, setok :| (setok'  $\subseteq$  {ball}  $\wedge$ 
    (setok' = {ball}  $\Rightarrow$  setr' = seta  $\cup$  setb)
    )
end

```

Rule 1 calculates the addition in one move and the refinement expresses that the + function is calculated according to this rule application.

#### 0.5.1.2. Rule 2



The M1 machine is refined by the M2 machine and introduces two new variables,  $x$  and  $y$ , which allow an iteration controlled by the value of  $y$  to be implemented. A new event **step2** defines the computation or iteration step. The invariant  $x + y = a + b$  expresses the maintenance of the number of balls. The variant  $y$  is used to express the termination of the process. Then the machine M22 introduces the balls and the event **step3** observes both the movement of a ball and the updating of the variables  $x$  and  $y$ . Then a final refinement M222 hides the variables  $x, y$  and  $ok$  and we find the event **step3**. We recover the event **step4**, which models the movement of one ball at a time.

```

MACHINE M2 REFINES M1
  SEES C0
VARIABLES
  x y r ok
INVARIANTS
  inv1 :  $x \in \mathbb{N}$ 
  inv2 :  $y \in \mathbb{N}$ 
  inv3 :  $x + y = a + b$ 
  inv4 :  $ok = TRUE \Rightarrow r = a + b$ 
Variant
  y

then
  act1 :  $ok := FALSE$ 
  act2 :  $r \in \mathbb{Z}$ 
  act3 :  $x := a$ 
  act4 :  $y := b$ 

Event calling2(ordinary)
refines computing
when
  grd1 :  $ok = FALSE$ 
  grd2 :  $y = 0$ 

then
  act1 :  $ok := TRUE$ 
  act2 :  $r := x$ 

Event step2(convergent)
refines computing
when
  grd1 :  $ok = FALSE$ 
  grd2 :  $y \neq 0$ 

then
  act1 :  $x := x + 1$ 
  act2 :  $y := y - 1$ 

end

```

The refinement introduces two new variables  $x$  and  $y$  which are used to introduce the iterative process starting with  $y$  containing  $b$  and ending when  $y$  contains 0. The property of this process is that there is only one event which observes the decay of  $y$  and which is a convergent event.

The  $ok$  variable is used to express that the calculation process is complete when the value of  $y$  is 0. The end of the process is detected by the value of  $y$  and convergence is expressed by the variant  $y$  which decreases strictly when the event **step2** is observed.

The proofs are simple and the property  $x + y = a + b$  is inductive.

The refinement of  $M2$  into  $M22$  amounts to materialising the iterative process with balls and the  $M22$  machine introduces four new variables  $setr$ ,  $setok$  like  $M22$  and  $setx$  and  $sety$  for the two sides of the abacus. The preservation of  $x + y = a + b$  is ensured by the fact that no one can add or remove balls. The question arises of adding demonic events whose role is to allow balls to be lost or added:  $setx \cup sety = seta \cup setb$ .

A final refinement of  $M222$  consists in hiding the variables  $r, x, y, ok$ , thus obtaining an iterative process which can only apply rule 2.

**MACHINE M22 REFINES M2**

SEES C1

VARIABLES

 $r \text{ ok setx sety } x \ y \ \text{setr setok}$ 

INVARIANTS

 $\text{inv1} : \text{setx} \subseteq B$  $\text{inv2} : \text{sety} \subseteq B$  $\text{inv3} : \text{setr} \subseteq B \wedge \text{setok} \subseteq B \wedge \text{setok} \subseteq \{\text{ball}\}$  $\text{inv4} : \text{setx} \cap \text{sety} = \emptyset \wedge \text{setx} \cup \text{sety} = \text{seta} \cup \text{setb}$  $\text{inv5} : \text{setok} = \{\text{ball}\} \Rightarrow \text{sety} = \emptyset \wedge \text{setr} = \text{seta} \cup \text{setb}$  $\text{inv6} : (\text{setok} = \emptyset \Rightarrow \text{ok} = \text{FALSE}) \wedge (\text{ok} = \text{FALSE} \Rightarrow \text{setok} = \emptyset)$  $\text{inv7} : (\text{setok} = \{\text{ball}\} \Rightarrow \text{ok} = \text{TRUE}) \wedge (\text{ok} = \text{TRUE} \Rightarrow \text{setok} = \{\text{ball}\})$  $\text{inv8} : x = \text{card}(\text{setx}) \wedge y = \text{card}(\text{sety})$ 

then

 $\text{act1} : \text{ok} := \text{FALSE}$  $\text{act2} : r := \mathbb{Z}$  $\text{act3} : x, y, \text{setx}, \text{sety}, \text{setr}, \text{setok} : | (\text{setok}' = \emptyset \wedge \text{setr}' \subseteq B \wedge \text{setx}' = \text{seta} \wedge \text{sety}' = \text{setb} \wedge x' = a \wedge y' = b)$ Event *calling3(ordinary)*refines *calling2*

when

 $\text{grd1} : \text{ok} = \text{FALSE}$  $\text{grd2} : \text{setok} = \emptyset$  $\text{grd3} : \text{sety} = \emptyset$ 

then

 $\text{act1} : \text{ok} := \text{TRUE}$  $\text{act2} : r := x$  $\text{act3} : \text{setr} := \text{setx}$  $\text{act4} : \text{setok} := \{\text{ball}\}$ Event *step3(ordinary)*refines *step2*

Any

 $z,$  $\text{true} \ \text{grd1} : \text{ok} = \text{FALSE}$  $\text{grd2} : \text{sety} \neq \emptyset$  $\text{grd3} : z \in \text{sety}$  $\text{grd4} : \text{setok} = \emptyset$  $\text{grd5} : y \neq 0$ then  $\text{act1} : \text{setx} := \text{setx} \cup \{z\} \ \text{act2} : \text{sety} := \text{sety} \setminus \{z\} \ \text{act3} : x := x + 1 \ \text{act4} : y := y - 1 \text{end}$ **MACHINE M222 REFINES M22**

SEES C1

VARIABLES

 $\text{setok}' = \emptyset \wedge \text{setr}' \subseteq B \wedge \text{setx}' = \text{seta} \wedge \text{sety}' = \text{setb} \wedge x' = a \wedge y' = b$  $\text{WITH} \Rightarrow \text{setok} = \{\text{ball}\}$  $x' : x' = a$  $y' : y' = b$ 

then

 $\text{act7} : \text{setx}, \text{sety}, \text{setr}, \text{setok} : | (\text{setok}' = \emptyset \wedge \text{setr}' \subseteq B \wedge \text{setx}' = \text{seta} \wedge \text{sety}' = \text{setb} \wedge x' = a \wedge y' = b)$ Event *calling3(ordinary)*refines *calling3*

when

 $\text{grd3} : \text{setok} = \emptyset$  $\text{grd4} : \text{sety} = \emptyset$ 

then

 $\text{act3} : \text{setr} := \text{setx}$  $\text{act4} : \text{setok} := \{\text{ball}\}$ Event *step3(ordinary)*refines *step3*

Any

 $z,$  $\text{true} \ \text{grd2} : \text{sety} \neq \emptyset$  $\text{grd3} : z \in \text{sety}$  $\text{grd4} : \text{setok} = \emptyset$ then  $\text{act1} : \text{setx} := \text{setx} \cup \{z\} \ \text{act2} : \text{sety} := \text{sety} \setminus \{z\} \text{end}$ 

Rule 2 allows the addition to be calculated in several moves and the refinement expresses that the + function is calculated according to this application of the rule. This is an iteration that is completed when there is a ball in the setok variable.

We have used Event-B modelling to describe the rules for using the abacus to calculate addition, and we have also verified these rules against the process of using the abacus. This example shows how Event-B can be used to describe reactive systems incrementally.

### 0.5.2. Concluding Comments

We have presented the elements of the Event-B language, which is based on B but offers a simple way to express transitions. A machine in eventb describes the state of an observed system by listing variables and asserting an invariant. It also allows for changes in variables to be expressed by a finite list of events. The machine is checked by verifying a list of verification conditions expressing the preservation of the invariant by the events. The data description uses set theory and the predicate calculus of the B language. This method has been developed

from the classical B (Abrial 1996a) method and proposes a general framework for developing reactive systems, using a progressive approach to model design by refinement. Event-B was developed from the ground up based on the foundational work of Jean-Raymond Abrial's presentation (Abrial 1996b) at the inaugural conference (Habrias 1996) and the contributions of Ralph Back and Kurki Suonio. This language was developed from the ground up based on the foundational work of Jean-Raymond Abrial's presentation at the inaugural conference and the contributions of Ralph Back and Kurki Suonio (Back and Kurki-Suonio 1989). The choices made have enabled us to use the Atelier-B tool to develop the first models Event-B. Finally, it should be noted that the refinement of Event-B machines is an original element of this approach implemented in the Rodin platform. The Event-B language is designed for developing models of reactive systems using an incremental and progressive approach guided by a set of techniques such as proof animation and simulation supported by Rodin. However, there is still a learning phase to use this language and the following chapters will propose such techniques.

## 0.6. Bibliography

- Abrial, J.-R. (1996a), *The B book - Assigning Programs to Meanings*, Cambridge University Press.
- Abrial, J.-R. (1996b), Extending B without Changing it (for Developing Distributed Systems), in H. Habrias, (ed.), *First Conference on the B Method*. (Habrias 1996).
- Abrial, J.-R. (2010), *Modeling in Event-B: System and Software Engineering*, Cambridge University Press.
- Abrial, J.-R., Butler, M. J., Hallerstede, S., Hoang, T. S., Mehta, F., Voisin, L. (2010), Rodin: an open toolset for modelling and reasoning in event-b, *STTT*, 12(6), 447–466.
- Abrial, J.-R., Cansell, D., Méry, D. (2003), A Mechanically Proved and Incremental Development of IEEE 1394 Tree Identify Protocol., *Formal Aspects of Computing*, 14(3), 215–227.
- Back, R.-J., Kurki-Suonio, R. (1989), Decentralization of process nets with centralized control, *Distributed Computing*, 3(2), 73–87.
- Back, R. J. R. (1979), On correct refinement of programs, *Journal of Computer and System Sciences*, 23(1), 49–68.
- Back, R.-J., von Wright, J. (1998), *Refinement Calculus A Systematic Introduction*, Graduate Texts in Computer Science, Springer-Verlag.
- Bjørner, D. (2021), *Domain Science and Engineering - A Foundation for Software Development*, Monographs in Theoretical Computer Science. An EATCS Series, Springer.  
URL: <https://doi.org/10.1007/978-3-030-73484-8>
- Bjørner, D., Henson, M. C., (eds) (2007), *Logics of Specification Languages*, EATCS Textbook in Computer Science, Springer.
- Cansell, D., Méry, D. (2007), *The event-B Modelling Method: Concepts and Case Studies*, Springer, pp. 33–140. See (Bjørner and Henson 2007).
- Chandy, K. M., Misra, J. (1988), *Parallel Program Design A Foundation*, Addison-Wesley Publishing Company. ISBN 0-201-05866-9.
- Clarke, E. M., Grunberg, O., Peled, D. A. (2000), *Model Checking*, The MIT Press.
- Cle (2002), *Atelier B*. <http://www.atelierb.eu>.
- Cousot, P. (1978), Méthodes itératives de construction et d'approximation de points fixes d'opérateurs monotones sur un treillis, analyse sémantique des programmes, PhD thesis, Université Scientifique et Médicale de Grenoble Institut National Polytechnique de Grenoble.
- Cousot, P. (2000), Interprétation abstraite, *Technique et science informatique*, 19(1-2-3), 155–164.
- Cousot, P., Cousot, R. (1979), Systematic design of program analysis frameworks, in *Proceedings Records of Sixth Proceedings of the Symposium on Principles of Programming Languages*, The ACM Press, San Antonio, Texas, pp. 269–282.
- Cousot, P., Cousot, R. (1992), Abstract interpretation frameworks, *Journal of Logic and Computation*, 2(4), 511–547.
- Dijkstra, E. W. (1976), *A Discipline of Programming*, Prentice-Hall.
- Floyd, R. W. (1967), Assigning meanings to programs, in J. T. Schwartz, (ed.), *Proc. Symp. Appl. Math.* 19, Mathematical Aspects of Computer Science, American Mathematical Society, pp. 19 – 32.
- Habrias, H., (ed.) (1996), *First Conference on the B Method*, University of Nantes.
- Hoare, C. A. R. (1969), An axiomatic basis for computer programming, *Communications of the Association for Computing Machinery*, 12, 576–580.

- Holzmann, G. (1997), The spin model checker, *IEEE Trans. on software engineering*, 16(5), 1512–1542.
- Lamport, L. (1980), Sometime is sometimes Not never: A tutorial on the temporal logic of programs., in *Proceedings of the Seventh Annual Symposium on Principles of Programming Languages*, ACM SIGACT-SIGPLAN, ACM, pp. 174–185.
- Lamport, L. (1994), A temporal logic of actions, *Transactions On Programming Languages and Systems*, 16(3), 872–923.
- Lamport, L. (2002a), *Specifying Systems, The TLA+ Language and Tools for Hardware and Software Engineers*, Addison-Wesley.  
**URL:** <http://research.microsoft.com/users/lamport/tla/book.html>
- Lamport, L. (2002b), *Specifying Systems: The TLA<sup>+</sup> Language and Tools for Hardware and Software Engineers*, Addison-Wesley.
- Manna, Z., Pnueli, A. (1984), Adequate proof principles for invariance and liveness properties of concurrent programs, *Science of Computer Programming*, 4(3), 257–289.  
**URL:** <https://www.sciencedirect.com/science/article/pii/0167642384900030>
- McMillan, K. L. (1993), *Symbolic Model Checking*, Kluwer Academic Publishers.
- Méry, D. (1986), A proof system to derive eventually properties under justice hypothesis, in J. Gruska, B. Rován, J. Wiedermann, (eds), *Mathematical Foundations of Computer Science 1986*, Bratislava, Czechoslovakia, August 25-29, 1986, *Proceedings*, vol. 233 of *Lecture Notes in Computer Science*, Springer, pp. 536–544.  
**URL:** <https://doi.org/10.1007/BFb0016280>
- Méry, D. (1999), Requirements for a temporal B - assigning temporal meaning to abstract machines... and to abstract systems, in K. Araki, A. Galloway, K. Taguchi, (eds), *Integrated Formal Methods*, *Proceedings of the 1st International Conference on Integrated Formal Methods, IFM 99*, York, UK, 28-29 June 1999, Springer, pp. 395–414.  
**URL:** [https://doi.org/10.1007/978-1-4471-0851-1\\_21](https://doi.org/10.1007/978-1-4471-0851-1_21)
- Méry, D., Mokkadem, A. (1992), Crocos: An integrated environment for interactive verification of SDL specifications, in G. von Bochmann, D. K. Probst, (eds), *Computer Aided Verification, Fourth International Workshop, CAV '92*, Montreal, Canada, June 29 - July 1, 1992, *Proceedings*, vol. 663 of *Lecture Notes in Computer Science*, Springer, pp. 343–356.  
**URL:** [https://doi.org/10.1007/3-540-56496-9\\_27](https://doi.org/10.1007/3-540-56496-9_27)
- Métayer, C., Voisin, L. (2009), *The Event-B Mathematical Language*, Technical report, The Rodin Project.
- Owicki, S. S., Lamport, L. (1982), Proving liveness properties of concurrent programs, *ACM Trans. Program. Lang. Syst.*, 4(3), 455–495.
- Turing, A. (1949), On checking a large routine, in *Conference on High-Speed Automatic Calculating Machines*, University Mathematical Laboratory, Cambridge.
- van Gasteren, A. J. M., Tel, G. (1990), Comments on "on the proof of a distributed algorithm": always true is not invariant, *Information Processing Letters*, 35, 277–279.